



Barrier free

drainage solutions

ACO Sanitary Drainage



ACO offers various sanitary drainage systems.

There is a wide range from ACO ShowerDrain channels, sanitary gullies to flush-floor systems. New in our selection is the revolutionary Shower-Floor system and the new communal shower channel ACO ShowerDrain Public. The product programme is enhanced due to ACO ShowerStep, which incorporates a gradient together with a professional finish. ACO has the right solution for every requirement, from high-quality commercial wetrooms, sports facilities to private bathrooms.

ACO ShowerFloor

Reliable planning and quick installation

Page 56



ACO ShowerDrain M+

The modular channel

Page 40

ACO ShowerDrain E+

The universal channel


Page 38



Point drainage

Various floor drains for every application

Page 62





ACO ShowerDrain Public

The powerful communal
shower channel

Page 44



1	Products for each requirement	6
	Intelligent drainage solutions	8
2	Technical information	
	Gradient and drainage capacity	22
	The material stainless steel in shower areas	23
	Sound protection	24
3	Product overview: Shower channels	
	ACO ShowerDrain C	28
	ACO ShowerDrain E+	38
	ACO ShowerDrain M+	40
	ACO ShowerDrain Public	44
	ACO ShowerDrain S	50
	ACO ShowerDrain B	52
4	Product overview: Showerfloor	
	ACO ShowerFloor	56
5	Product overview: Point drainage	
	ACO sanitary gullies MG	62
	ACO sanitary gullies Easyflow	65

ACO. creating the future of drainage

The worldwide ACO Group. A strong family you can build on.

The ACO Group is a world market leader in drainage technology. Climate change sets us a challenge to react effectively with innovative solutions to new environmental conditions. With its integrated approach, ACO stands for professional drainage, efficient cleaning, and the controlled discharge or reuse of water. Products include drainage channels and drains, oil and grease separators, backflow stop systems, pumps and pressure-water-tight cellar windows and light shafts.

The family-owned company headquartered in Rendsburg/Büdelndorf, Germany, was founded in 1946 on the site of the Carlshütte foundry – Schleswig-Holstein's first industrial company. It still has very strong roots in the region. The innovation strength of the ACO Group is built on intense research and development, and its technical expertise in processing polymer concrete, plastic, cast iron, stainless steel and reinforced concrete.

www.aco.com



Headquarter of the ACO Group
in Rendsburg/Büdelndorf



5.400

employees in more than 44 countries (Europe, America, Asia, Australia, Africa)

900 Mio.

Euro Sales in 2019

35

production sites in 18 countries



ACO Academy
for practical training

Holder
Hans-Julius and Iver Ahlmann (left)



ACO ShowerDrain


Products for each requirement



Hotel, wellness and spa

ACO ShowerDrain Public optimizes the creation of generously sized, uniform bathrooms, designed without any interruptions, changes in material or barriers.

- Premium products with short delivery time
- Flexibility in design
- Maximum safety, load class K3 and easy to clean



Residential and public buildings

Due to the variety of ACO ShowerDrains, ACO has solutions for virtually all structural challenges required. From fire protection and various installation heights to a channel with a vertical socket.

- Fire protection
- Various installation heights
- Modular systems



Health and care

To improve hygiene together with a superior finish, ACO offers electro polished channels and gratings.

- Guarantees maximum safety and hygiene
- Quick and easy cleaning
- Low maintenance requirements



Barrier-free design

ACO ShowerDrain - a design statement. Whether on the wall, in the centre of the shower or with individually engraved gratings. Let your imagination run wild.

- Variety of design options
- Safe and easy to install
- Easy handling



Hygiene benefits and durability

Manufactured to an extremely high standard, ACO's range of channels and gratings is perfect in relation to hygiene, operational safety and durability regarding product life.

- High-alloy stainless steel
- Completely pre-assembled or modular systems
- Plane welding seams for easy cleaning



Design

There is a wide range of styles to choose from, so you never need to compromise performance for design. For added piece of mind, customers also get access to our sales team who provide expert advice to specifiers and installers, and when required, support your design of ACO ShowerDrain E+ and the communal ShowerDrain Public from scratch.

- Customized solution available
- High drain performance due to additional gullies
- Drainage solutions from scratch

ACO ShowerDrain C

Powerful, robust, easy to clean!

ACO ShowerDrain has become a synonym for floor-level designer shower channels. Many times honoured with design awards, they have been part of an established element of barrier-free bathrooms. Made of stainless steel, they combine functional and aesthetic advantages: The hardness of the material reduces scratch and wear marks and is resistant to common cleaning products. The high-quality appearance of the glossy surface is convincing with low dirt adhesion and easy to clean.

ACO ShowerDrain C

- Minimum installation height: 69 mm
- Meets requirements of all sound protection levels (SSt I-III in acc. with VDI 4100)
- Free access to the pipeline for optimal cleaning
- Factory-welded hydro-shaped gully, guarantees permanent tightness
- Removable foul air trap for optimal cleaning
- High drainage capacity



An established element
of barrier-free bathrooms




The special characteristics of the new ACO ShowerDrain C are the hydroformed gully and the new two-part foul air trap



The new production process of the gully, also known as hydroforming, enables pipe forming into complex three-dimensional shapes.



The advantage of the process: the channel achieves a very high drainage capacity despite its low installation height and narrow shape, which guarantees permanent tightness. The new foul air trap has two outer tabs that allow to be removed without having to reach into the trap, thus ensure more hygienic cleaning. Other highlights of the new ACO ShowerDrain C are its minimum installation height of 69 mm to the top edge, compliance with all sound insulation levels (SSst I-III in accordance with VDI 4100), a version with factory-fitted sealing collar (W3-I compliant in accordance with DIN 18534) and free access to the pipe.



As a further design highlight, the ACO ShowerDrain C is also available with black coating.

ACO ShowerDrain E+

Installing is now even easier!

Barrier-free bathrooms are always in demand. ACO Building Drainage provides new, easy to assemble as well as clever solutions for these areas with ShowerDrain E+. The result: a significantly more simplified installation process for you. Convincing design in every detail for the client. We also place a lot of importance on absolute reliability at ACO Building Drainage.

We offer a complete product range with which we can contribute to ensure that you, as an installer, always have the right system.

Ceramic floor coverings? Or natural stone? One can decide directly on the construction site for how the tiling should look after installation of the shower channel. Also typical for ShowerDrain E+: You can decide on site whether the waterproofing should be executed with or without diffusion openings. This therefore makes your work easier and means that the channel is the right solution for new construction and refurbishing. ShowerDrain E+ is your choice of safety. It fulfills all requirements, not only according to DIN EN 1253-1 but also the highest water class W3-I according to DIN 18534. This therefore makes it suitable for applications in private and public areas.


ACO ShowerDrain E+

- Option for secondary drainage
- Factory assembled sealing membrane
- Fulfills all sound insulation levels (SSt I-III to VDI 4100)
- Superior finish due to electro-polished channel and grating
- Barrier free access to pipeline due to removable foul air trap
- Gully is welded to channel body
- Easy to handle and easy to clean




Installing? Simple!

Waterproofing? Guaranteed!



Sealing membrane and diffusion openings

The factory-assembled sealing membrane ensures reliable compound sealing. The shower channels thereby fulfill the requirements of the highest water impact class W3-I, in accordance with the new standard for indoor waterproofing in Germany (DIN 18534-3). Due to the elastic material, a high level of safety is guaranteed when cracks bridging between the shower channel and the settling screed. The integrated, optional secondary drainage system also permits rapid drying of natural stone floor coverings through the diffusion openings. If required, these can be closed during waterproofing process. (See also figure on page 10).



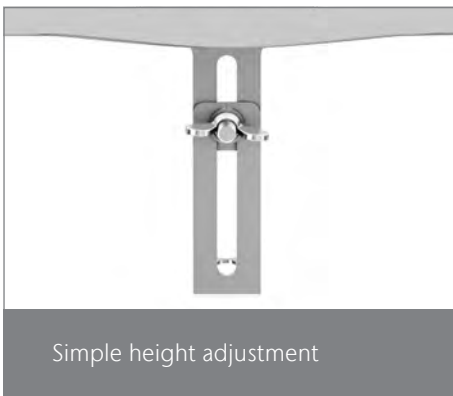
Completely pre-assembled and guaranteed leakproof

The socket is arranged laterally and thereby guarantees sufficient screed coverage for the pipe. Special solutions and a vertical version are additionally available. The ACO ShowerDrain E+ is supplied as completely pre-assembled. A complicated assembly is therefore not necessary. The stainless steel drain body is welded tightly to the channel body at the factory.



Electro-polished superior finish

The installation advantages are complemented by the high-quality and timeless aesthetics of the electro-polished surface. The integrated tile frame supports the processing of the tile covering and ensures an even tile finish. Round shapes and flat surfaces ensure both a harmonious design and easy cleaning. The surface is also particularly resistant to cleaning agents. The odour trap allows free pipe access and thus easy cleaning.



Simple height adjustment

The channel can be suitably, and simply, adjusted to the floor level by utilising the two adjusting screws.

ACO ShowerDrain M+

Everything is made simple by just turning!

The ACO ShowerDrain M+ is equipped with 360° rotatable gully body. You can also select between four gullies to suit the installation situation, providing great flexibility and easy installation right from the start.

The ACO ShowerDrain M+ can be adapted to installation heights of up to 56 mm. Round shapes and flat surfaces ensure both a harmonious design and easy cleaning. The surface is also particularly resistant to cleaning agents. The odour trap allows free pipe access and thus easy cleaning.




ACO ShowerDrain M+

- Minimum installation height: 56 mm with inclination 1.5°
- Option for secondary drainage
- Factory assembled sealing membrane
- Fulfills all sound insulation levels (SSt I-III to VDI 4100)
- Superior finish due to electro-polished channels and gratings
- Flexible for any installation situation
- Gully body can be rotated through 360°

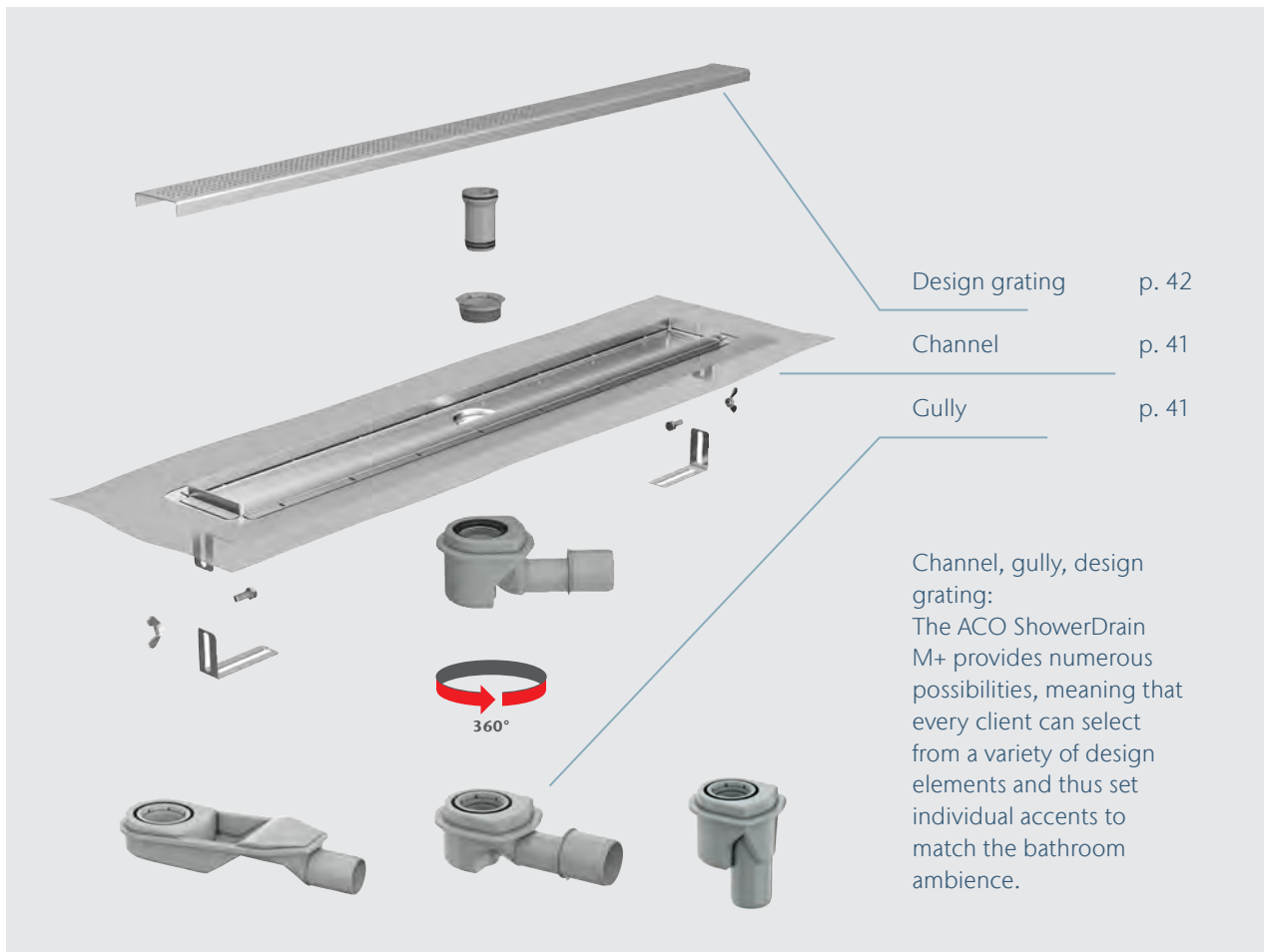
Enormous flexibility

for every installation situation!



- 1 Factory assembled sealing membrane
- 2 Rotatable outlet
- 3 Openings for seepage water
- 4 Sealed openings for secondary drainage

Modular system for every requirement



◀ The challenge of installation heights comes up again and again, not only in renovation. ACO ShowerDrain M+ offers flexible solutions: Installation heights of 56 - 140 mm UFL (unfinished floor level) can be realized. Due to the choice of 4 drain bodies, the installation height can vary by 84 mm, which eases installation significantly.



◀ The ACO ShowerDrain M+ can be combined with four different gully bodies to make it suitable for the installation situation. The gully body of the ACO ShowerDrain M+ can be flexibly aligned according to the course of the drainage pipe. Screwed in the middle, the gully body is therefore a secure, force-locked connection that holds the gully securely in position after installation.

▲ During installation and beyond the period of usage, a permanently tight connection of all components is very important. Therefore, all gully bodies are equipped with a permanently injected seal. This ensures that the seal is not accidentally lost or can slip during installation.

ACO ShowerFloor

Stop the tinkering!

Whoever builds or renovates today rarely chooses a conventional shower tray with a high rim for the shower area. With the current technical solutions - shower tray, shower channel or shower board - the advantages of one are the disadvantages of the other. With the floor-level shower

system ACO ShowerFloor, a solution is available that combines advantages and eliminates the disadvantages: The first support system for fully tiled shower areas can be flexibly adapted to the special conditions.

ACO ShowerFloor

- Meets requirements of all sound protection levels (SSt I-III in acc. with VDI 4100)
- Tileable directly after installation
- Time for a change of crafts and screed drying is saved
- Flexible adaptation to the cutout
- Simple and quick height adjustment from above
- Shower board with integrated gradient





Safe planning and
easy installation

Point drainage



You can combine the ACO ShowerFloor with different gullies to suit the installation situation. Depending on the required installation height, a horizontal or vertical drain body is available.

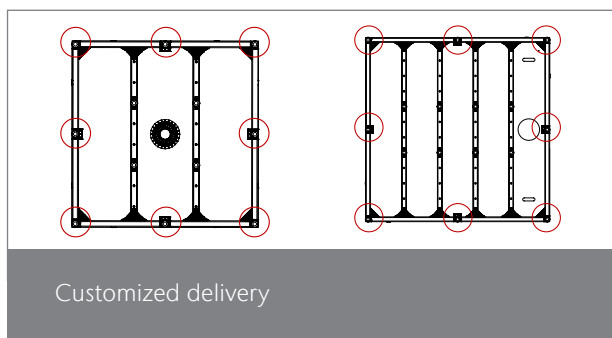
Line drainage



With the help of adjustable feet, the height of the ACO ShowerFloor can be adjusted simply by turning the feet in or out. The construction of the foot also ensures that unevenness in the floor is compensated for, thus enabling a stable stand.



Possible up to 20 mm adjustment range per side. The ACO ShowerFloor is fixed in the cut-out using mechanically adjustable spacers. A readjustment is also easily possible by means of threaded inserts.



The floor-level shower system ACO ShowerFloor is already pre-assembled at the factory and can be supplied with a perfect fit on request. This ensures quick installation on the construction site.

○ No warping of the drainage pipe in these areas!

ACO ShowerDrain Public

Setting individual accents

Channel, gully, design grating: The ACO ShowerDrain Public provides numerous possibilities, meaning that every client can select from a variety of design elements and thus set individual accents to match the bathroom ambience. Manufactured in first-class quality, the ShowerDrain Public sets new standards for quick and safe installation and meets even the highest demands in terms of design and maintenance. In addition to the tool-free height adjustment, the easy-to-install channel includes a factory-assembled sealing membrane and thus complies with the highest water impact class W3-I, according to the new standard for indoor waterproofing in Germany (DIN 18534-3). Using an elastic material, the sealing membrane guarantees a high level of safety. The benefit of this elasticity is


the crack-bridging ability, needed between the shower channel and the setting screed. In addition, the tight connection between the drain body and gully permanently protects the floor structure from water. Using Public 80, the drain body can be rotated through 360° and offers maximum flexibility. Using Public 110, all drain bodies meet the current fire protection requirements according to German standards. The integrated, optional secondary drainage system also permits rapid drying of natural stone coverings due to diffusion openings. With ACO ShowerDrain public you never need to compromise performance for design, there are electro polished gratings, tilable gratings and roll-up gratings available.



ACO ShowerDrain Public at a glance


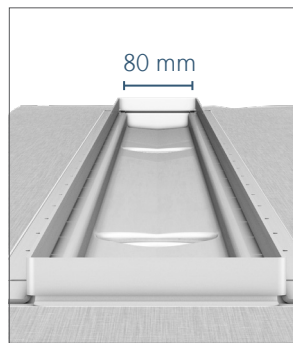
Sealing membrane and seepage water

The factory assembled sealing membrane ensures reliable compound sealing complying with the highest water impact class W3-I, according to the new standard for indoor waterproofing in Germany (DIN 18534-3). The integrated, optional secondary drainage system also permits rapid drying of natural stone coverings due to diffusion openings. If required, these can be closed during waterproofing process. (See picture page 2)



High grade finish, easy to clean surface

High-quality appearance without disturbing corners and edges makes the shower channel easy to clean. The surface is also particularly resistant to cleaning agents. The removable foul air trap allows free pipe access and thus easy cleaning, too.




Flexible selection of channel gullies

The ACO ShowerDrain Public can be combined with different gullies to suit the installation situation. Depending on the required drainage capacity, fire protection or sound insulation requirements as well as low installation heights, various gullies made of stainless steel, cast iron or plastic are available.



Easy height adjustment

You can easily adapt the channel to the respective floor level with the help of adjusting screws/quick-release fasteners.



ACO ShowerStep

Gradient compensation between shower channel and bathroom area

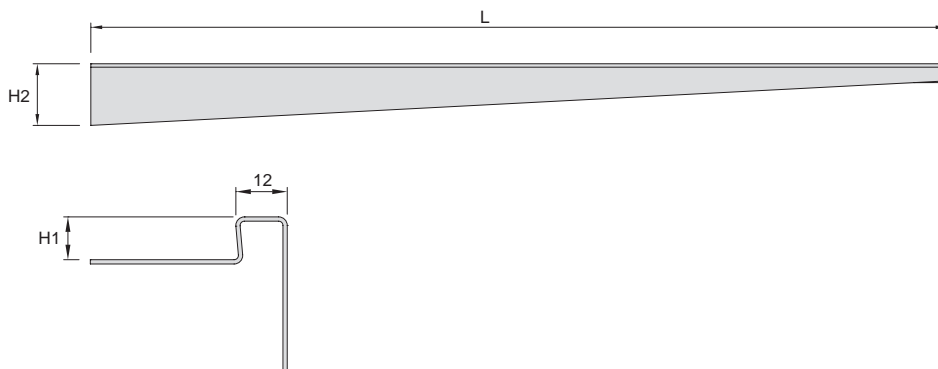
The ACO ShowerStep from the ACO ShowerDrain product range is intended to be installed between a walk-in floor level shower area with a built-in shower channel, and the adjoining bathroom area. The bathroom is fully tiled and levelled, without a gradient, while the shower area is tiled with a single-sided gradient of ca. 2 % towards the shower channel. This gradient creates a difference in height between the two areas which increases towards the channel.

ACO ShowerStep provides an attractive transition between the two areas and offers a clean surface profile. It is easy to install, which saves time and it protects the edges of the surrounding surfaces.



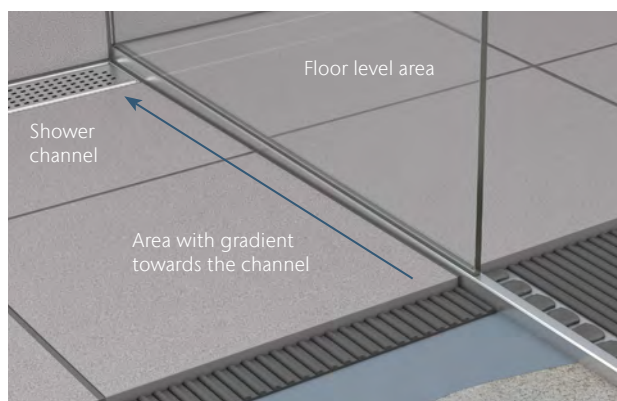
Dimensions and versions

ACO ShowerStep is available in 3 lengths (900 mm, 1,490 mm and 1,990 mm) and three heights (H1: 10 mm, 12.5 mm, 15 mm). The specified heights are based on the different tile thicknesses available on the market. The height describes the side of the ACO ShowerStep that faces the level bathroom area and away from the shower area. The lengths can be individually shortened on site. ACO ShowerStep is available in a right and left version.



Installation

Apply the adhesive to the screed and also coat the underside of ACO ShowerStep with it. The cavity of the slope wedge must also be completely filled with tile adhesive. Then press ACO ShowerStep into the fresh adhesive, align it and then also coat the top side with sufficient tile adhesive. Now lay the tiles and press them in firmly. The upper edge of the gradient wedge must be flush with the tile. Form a joint (approx. 1-1.5 mm) between tile and wedge and fill it with grout or an expandable compound. After the sloping shower area in front of the shower channel has also been tiled out, the silicone sealant of the shower channel has to be injected.



Surface

ACO ShowerStep is made of stainless steel, material grade 304 and is available in two surface finishes.

■ Grinded

Ideal complement for ACO ShowerDrain C

■ Electro polished

Ideal accessory for ACO ShowerDrain, E+, M+, S and Public



2





Technical

Information


ACO Sanitary drainage

ACO offers various sanitary drainage systems, a range from ACO ShowerDrain channels to sanitary gullies. New in our selection is the revolutionary ShowerFloor system and the new public shower channel ACO ShowerDrain Public. The product programme is enhanced due to ACO ShowerStep, which incorporates a gradient together with a professional finish. ACO has the right solution for each requirement, from high-quality commercial wetrooms, hotels, spa, sports facilities to private bathrooms.

Gradient and drainage capacity

Conventional point gullies require a four-sided gradient in the tiling. By comparison line drainage enables a one-sided gradient. This makes use of large-format tiles significantly easier. A large gradient supports the drainage performance. A small gradient offers more slip resistance and is more wheelchair compatible. In practice gradients between 1.5 % and 2 % have proven successful. If 5 mm water backflow above the grating results during showering, the water is then approx. 250 mm in the room. EN 1253-1 defines flow values for floor gullies and channels with foul

air trap. Accordingly, a minimum value of 0.4 l/s is required for a shower area. This measured value must be achieved with a backflow of 20 mm above the grating. If no standing water is wanted during showering, for example, if the gully is located in the room, the flow capacity of the shower fitting must be noted. ACO ShowerDrain E+ and C offer the additional option of increasing the drainage rate by installing several gullies within a shower channel as a customized solution.



Water seal when mounting the shower channel on the wall

Increased drain performance by using multiple gullies with ACO ShowerDrain E+

Water seal	10 mm	20 mm
Flow rate [l/s]		
1 gully	0,4	0,6
2 gullies	0,7	1,0
3 gullies	1,0	1,4

Increased drain performance by using multiple gullies** ACO ShowerDrain C, M+, Public 80

Water seal		10 mm	20 mm
Flow rate [l/s]			
ACO ShowerDrain C	1 gully	0,72	0,91
ACO ShowerDrain M+	1 gully	0,40	0,46
ACO ShowerDrain Public 80	2 gullies	0,85	0,95
	3 gullies	1,15	1,30

** with ACO ShowerDrain Public 80 there are always at least 2 drains

Dimension sheet for customized solutions:
<https://www.buildingdrainage.aco/support/downloads/bathroom-and-leisure/>

High drainage capacity through various drain combinations with ACO ShowerDrain Public 110

Water seal		10 mm	20 mm
Inclination [°]		Flow rate [l/s]	
Passavant DN 50	1,5	1,0	1,0
	90	1,0	1,0
Variant CR 142 DN 70	1,5	0,95	1,5
	90	0,95	1,5
Passavant DN 70	1,5	1,0	1,6
	90	1,0	2,0
Passavant DN 100	1,5	1,0	1,6
	90	1,0	2,0

The material stainless steel in shower areas

There are several good reasons for using stainless steel in sanitary engineering applications. Thanks to its smooth, hard surface, it does not need any protective layers made from either organic or inorganic materials. Stainless steel is also able to tolerate cleaning and disinfecting agents, even at high temperatures. The material does not become statically charged, a property that stops it from attracting dust particles and, as a result, bacteria. After coming into contact with hot water, its surface dries more quickly than other materials (particularly non-metal ones).

As such, there is no need to rub it dry – something that should be avoided anyway because of the risk of secondary infection it is known to carry. All ACO shower channels are fully preinstalled, which means that all the individual components are firmly connected. This guarantees that the shower channel is completely watertight. The ShowerDrain E+ product range also features a surface that has been electro-polished: in this process, any surface irregularities are removed by a passivating process to the point where a highly reflective surface is produced.



Sound protection solutions for line drainage



Installation proposal ACO ShowerDrain E+ (floor construction according sound insulation test report)


- | | |
|----------------------------------------|--------------------------------|
| 1 Floor tile | 8 Sound decoupling layer |
| 2 Tile adhesive | 9 mech./elec. connection joint |
| 3 Compound sealing (on site) | 10 Filling hose |
| 4 Sealing membrane (factory assembled) | 11 Perimeter isolation strip |
| 5 Wall tile | 12 Mineral insulation |
| 6 Offset on site | 13 Separation layer |
| 7 Interior wall plaster | |

Every detail is important regarding sound insulation, because even a single sound bridge can increase the noise transmission from the waste water area to the building, that the agreed acoustic requirements can no longer be fulfilled. Sound propagation and transmission as well as the interrelationship of airborne and structure-borne sound are complex. For the planning and executing side of drainage systems, solutions are required which can be easy implemented without special knowledge in building acoustics and without that further manual work is processed. Noise insulation is particularly important in residential construction, hospitals and hotels, as the home serves as a place of rest and retreat for people. All ACO ShowerDrain shower channels are supplied with sound insulation at the factory so that the shower channels are also very easy to install from an acoustic point of view. It does not matter whether the shower channels are located in the middle of the shower area or directly at the wall. Shower channels, which are specially edged up for the wall area, are additionally

equipped with a sound decoupling layer strip, which acoustically effectively separates the shower channel from wall and tiles.

According to a judgment of the German federal court, the VDI 4100 "Noise protection in apartments" naming the the sound insulation levels SSt II and SSt III, fulfill the current requirements for apartments in single and multi-family houses as well as semi-detached and terraced houses in Germany. The tested ACO ShowerDrain fall below the required characteristic values and the increased sound insulation requirements for building services systems according to DIN 4109, partially clearly.

Acoustically tested were the ACO ShowerDrain Shower channels at the Fraunhofer Institute for Building Physics company in Stuttgart, which is certified according to EN ISO/ICE 17025 by the DAP (German Accreditation System for Testing).



Installation proposal ACO ShowerDrain Public (floor construction according sound insulation test report)

- 1 Floor tile
- 2 Tile adhesive
- 3 Compound sealing (on site)
- 4 Sealing membrane (factory assembled)
- 5 Wall tile
- 6 Offset on site
- 7 Interior wall plaster
- 8 Sound decoupling layer
- 9 mech./elec. connection joint
- 10 Filling hose
- 11 Perimeter isolation strip
- 12 Mineral insulation
- 13 Floor drain: The sound transmitting properties of the floor drain are low and not relevant for testing. Sound insulation values of the pipe must be determined separately.



The eyelet of the channel with wall flange can optionally be used as a mounting aid.

IMPORTANT: This wall fastening must be removed before installing the composite seal in order to separate the channel acoustically from the wall and tile.

The increased requirements for sound insulation must also be met in public areas. The VDI 4100 "Sound insulation in apartments" in the sound insulation levels SSt II and SSt III not only regulates the current needs for apartments, but also for hotels, clinics, hospitals, etc. or senior residences. The new ACO ShowerDrain Public 110, particularly suitable for in-line shower systems, can be combined with floor gullies Variant-CR 142 and meets all the above-mentioned sound insulation requirements as well as the increased sound insulation requirements for building services installations according to DIN 4109.

≤ 22 dB(A)

3



Product overview

Shower channels

ACO ShowerDrain C

The functional channel



28

ACO ShowerDrain E+

The universal channel



38

ACO ShowerDrain M+

The modular channel



40

ACO ShowerDrain Public

The powerful communal shower channel



44

ACO ShowerDrain S

The elegant channel



50

ACO ShowerDrain B

The basic channel



52

ACO ShowerDrain C

Product benefits

- minimum installation height: 69 mm
- meets requirements of all sound protection levels (SSt I-III in acc. with VDI 4100)
- free access to the pipe for optimal cleaning
- factory-welded hydro-shaped gully, guarantees permanent tightness
- removable foul air trap for optimal cleaning
- high drainage capacity

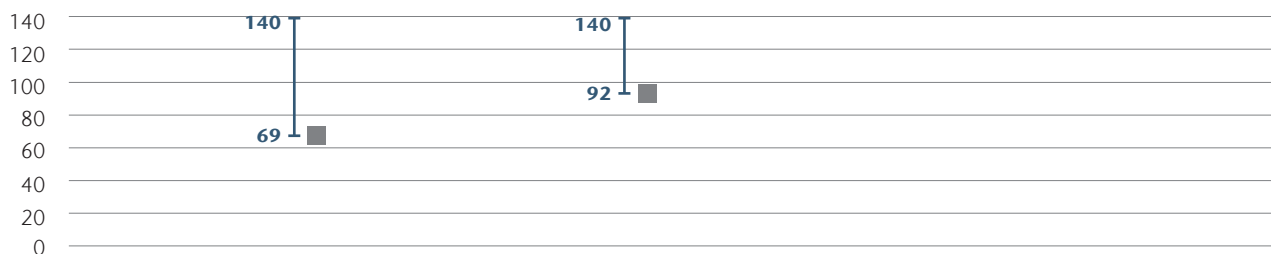


Product information

- Material: Stainless steel, material grade 304
- Load class: K3
- Internal channel width: 64 mm
- Flow rate:
 - 0,91 l/s (WS 50, with 20 mm build-up as per EN 1253-1)
 - 0,62 l/s (WS 25 with 20 mm build-up)
- Outlet socket: Suitable for all push-fit pipe socket systems
- Socket version: ND 40/ND 50
- Foul air trap: 2-part, removable
- Type of flange: surrounding flange with sealing membrane, surrounding flange, wall flange, without flange
- Channel body: Pickle passivated
- Mounting: Ready for installation
- Sound protection (as standard)
- Height adjustability: 48 respectively 74 mm using height-adjustable feet (to be ordered as an accessory)
- Grating variants: Stainless steel design gratings, tileable cover
- Supplementary components: ACO ShowerStep and ACO EasyStop

28

Installation heights ACO ShowerDrain C


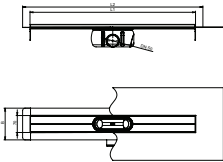

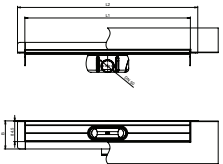

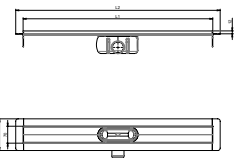

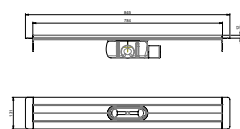

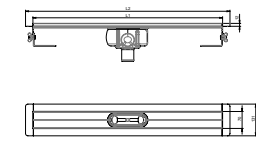


Gully WS25


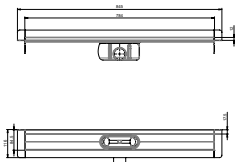

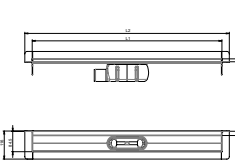

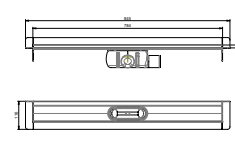

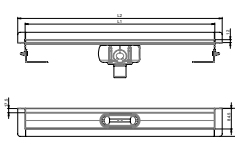

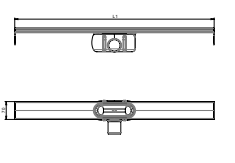



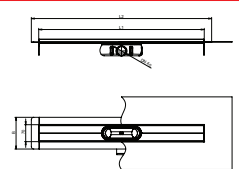

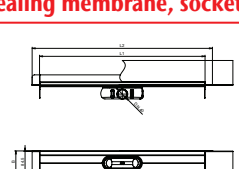

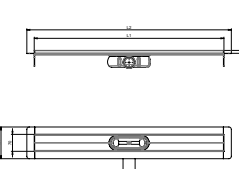

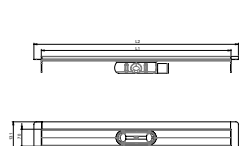

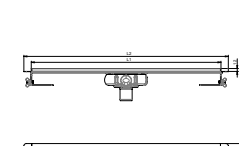
Gully WS50

Order data, channel body


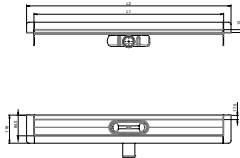

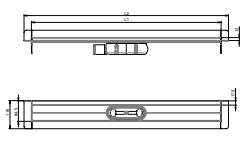

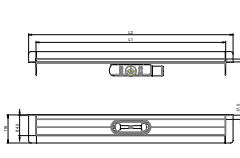

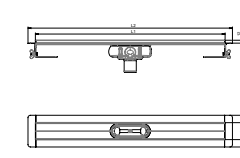

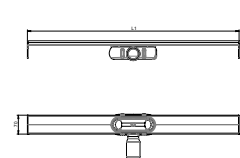
Product	Dimensioned drawing	Description	Dimensions			Art. no.
			L1 [mm]	L2 [mm]	B [mm]	
Gully WS50, surrounding flange with sealing membrane, socket horizontal/central						
		■ Water seal: 50 mm	685	745	130	9010.85.20
		■ ND 50 (DIN EN 1253-1)	785	845	130	9010.85.21
		■ Installation height:	885	945	130	9010.85.22
		92-140 mm (incl. 12 mm frame height)	985	1045	130	9010.85.23
			1185	1245	130	9010.85.24
Gully WS50, wall flange with sealing membrane, socket horizontal/central						
		■ Water seal: 50 mm	685	745	130	9010.85.30
		■ ND 50 (DIN EN 1253-1)	785	845	130	9010.85.31
		■ Installation height:	885	945	130	9010.85.32
		92-140 mm (incl. 12 mm frame height)	985	1045	130	9010.85.33
			1185	1245	130	9010.85.34
Gully WS50, surrounding flange, socket horizontal/central						
			585	645	130	9010.88.00
		■ Water seal: 50 mm	685	745	130	9010.88.01
		■ ND 50 (DIN EN 1253-1)	785	845	130	9010.88.02
		■ Installation height:	885	945	130	9010.88.03
		92-140 mm (incl. 12 mm frame height)	985	1045	130	9010.88.04
			1085	1145	130	9010.88.05
			1185	1245	130	9010.88.06
Gully WS50, surrounding flange, socket horizontal/lateral						
			585	645	130	9010.92.00
			685	745	130	9010.92.01
		■ Water seal: 50 mm	785	845	130	9010.92.02
		■ ND 50 (DIN EN 1253-1)	885	945	130	9010.92.03
		■ Installation height:	985	1045	130	9010.92.04
		92-140 mm (incl. 12 mm frame height)	1085	1145	130	9010.92.05
			1185	1245	130	9010.92.06
Gully WS50, surrounding flange, socket vertical						
			585	645	130	9010.88.42
		■ Water seal: 50 mm	685	745	130	9010.88.43
		■ ND 50 (DIN EN 1253-1)	785	845	130	9010.88.44
		■ Installation height:	885	945	130	9010.88.45
		92-140 mm (incl. 12 mm frame height)	985	1045	130	9010.88.46
			1085	1145	130	9010.88.47
			1185	1245	130	9010.88.48

Order data, channel body







Product	Dimensioned drawing	Description	Dimensions			Art. no.
			L1 [mm]	L2 [mm]	B [mm]	
Gully WS50, wall flange socket horizontal/central						
		<ul style="list-style-type: none">■ Water seal: 50 mm■ ND 50 (DIN EN 1253-1)■ Installation height: 92-140 mm (incl. 12 mm frame height)	585	645	122	9010.88.07
			685	745	122	9010.88.08
			785	845	122	9010.88.09
			885	945	122	9010.88.10
			985	1045	122	9010.88.11
			1085	1145	122	9010.88.12
			1185	1245	122	9010.88.13
Gully WS50, wall flange, socket horizontal/lateral						
		<ul style="list-style-type: none">■ Socket on the left side■ Water seal: 50 mm■ ND 50 (DIN EN 1253-1)■ Installation height: 92-140 mm (incl. 12 mm frame height)	585	645	122	9010.92.14
			685	745	122	9010.92.16
			785	845	122	9010.92.18
			885	945	122	9010.92.20
			985	1045	122	9010.92.22
			1085	1145	122	9010.92.24
			1185	1245	122	9010.92.26
		<ul style="list-style-type: none">■ Socket on the right side■ Water seal: 50 mm■ ND 50 (DIN EN 1253-1)■ Installation height: 92-140 mm (incl. 12 mm frame height)	585	645	122	9010.92.15
			685	745	122	9010.92.17
			785	845	122	9010.92.19
			885	945	122	9010.92.21
			985	1045	122	9010.92.23
			1085	1145	122	9010.92.25
			1185	1245	122	9010.92.27
Gully WS50, wall flange, socket vertical						
		<ul style="list-style-type: none">■ Water seal: 50 mm■ ND 50 (DIN EN 1253-1)■ Installation height: 92-140 mm (incl. 12 mm frame height)	585	645	122	9010.91.80
			685	745	122	9010.91.81
			785	845	122	9010.91.82
			885	945	122	9010.91.83
			985	1045	122	9010.91.84
			1085	1145	122	9010.91.85
			1185	1245	122	9010.91.86
Gully WS50, without flange, socket horizontal/central						
		<ul style="list-style-type: none">■ Water seal: 50 mm■ ND 50 (DIN EN 1253-1)■ Installation height: 92-140 mm (incl. 12 mm frame height)	585	-	70	9010.88.14
			685	-	70	9010.88.15
			785	-	70	9010.88.16
			885	-	70	9010.88.17
			985	-	70	9010.88.18
			1085	-	70	9010.88.19
			1185	-	70	9010.88.20

Product	Dimensioned drawing	Description	Dimensions			Art. no.
			L1 [mm]	L2 [mm]	B [mm]	
Gully WS25, surrounding flange with sealing membrane, socket horizontal/central						
		<ul style="list-style-type: none">■ Water seal: 25 mm■ ND 40■ Installation height: 69-140 mm (incl. 12 mm frame height)	685	745	122	9010.85.40
			785	845	122	9010.85.41
			885	945	122	9010.85.42
			985	1045	122	9010.85.43
			1185	1245	122	9010.85.44
Gully WS25, wall flange with sealing membrane, socket horizontal/central						
		<ul style="list-style-type: none">■ Water seal: 25 mm■ ND 40■ Installation height: 69-140 mm (incl. 12 mm frame height)	685	745	122	9010.85.50
			785	845	122	9010.85.51
			885	945	122	9010.85.52
			985	1045	122	9010.85.53
			1185	1245	122	9010.85.54
Gully WS25, surrounding flange, socket horizontal/central						
		<ul style="list-style-type: none">■ Water seal: 25 mm■ ND 50 (DIN EN 1253-1)■ Installation height: 69-140 mm (incl. 12 mm frame height)	585	645	130	9010.88.21
			685	745	130	9010.88.22
			785	845	130	9010.88.23
			885	945	130	9010.88.24
			985	1045	130	9010.88.25
			1085	1145	130	9010.88.26
			1185	1245	130	9010.88.27
Gully WS25, surrounding flange, socket horizontal/lateral						
		<ul style="list-style-type: none">■ Water seal: 25 mm■ ND 40 (DIN EN 1253-1)■ Installation height: 69-140 mm (incl. 12 mm frame height)	585	645	130	9010.92.07
			685	745	130	9010.92.08
			785	845	130	9010.92.09
			885	945	130	9010.92.10
			985	1045	130	9010.92.11
			1085	1145	130	9010.92.12
			1185	1245	130	9010.92.13
Gully WS25, surrounding flange, socket vertical						
		<ul style="list-style-type: none">■ Water seal: 25 mm■ ND 50 (DIN EN 1253-1)■ Installation height: 69-140 mm (incl. 12 mm frame height)	585	645	130	9010.88.49
			685	745	130	9010.88.50
			785	845	130	9010.88.51
			885	945	130	9010.88.52
			985	1045	130	9010.88.53
			1085	1145	130	9010.88.54
			1185	1245	130	9010.88.55


Order data, channel body

Product	Dimensioned drawing	Description	Dimensions			Art. no.
			L1 [mm]	L2 [mm]	B [mm]	
Gully WS25, wall flange, socket horizontal/central						
 	<ul style="list-style-type: none">Water seal: 25 mmND 50 (DIN EN 1253-1)Installation height: 69-140 mm (incl. 12 mm frame height)	585	645	122	9010.88.28	
		685	745	122	9010.88.29	
		785	845	122	9010.88.30	
		885	945	122	9010.88.31	
		985	1045	122	9010.88.32	
		1085	1145	122	9010.88.33	
		1185	1245	122	9010.88.34	
Gully WS25, wall flange, socket horizontal/lateral						
 	<ul style="list-style-type: none">Socket on the left sideWater seal: 25 mmND 40 (DIN EN 1253-1)Installation height: 69-140 mm (incl. 12 mm frame height)	585	645	122	9010.92.28	
		685	745	122	9010.92.30	
		785	845	122	9010.92.32	
		885	945	122	9010.92.34	
		985	1045	122	9010.92.36	
		1085	1145	122	9010.92.38	
		1185	1245	122	9010.92.40	
 	<ul style="list-style-type: none">Socket on the right sideWater seal: 25 mmND 40 (DIN EN 1253-1)Installation height: 69-140 mm (incl. 12 mm frame height)	585	645	122	9010.92.29	
		685	745	122	9010.92.31	
		785	845	122	9010.92.33	
		885	945	122	9010.92.35	
		985	1045	122	9010.92.37	
		1085	1145	122	9010.92.39	
		1185	1245	122	9010.92.41	
Gully WS25, wall flange, socket vertical						
 	<ul style="list-style-type: none">Water seal: 25 mmND 50 (DIN EN 1253-1)Installation height: 69-140 mm (incl. 12 mm frame height)	585	645	122	9010.91.87	
		685	745	122	9010.91.88	
		785	845	122	9010.91.89	
		885	945	122	9010.91.90	
		985	1045	122	9010.91.91	
		1085	1145	122	9010.91.92	
		1185	1245	122	9010.91.93	
Gully WS25, without flange, socket horizontal/central						
 	<ul style="list-style-type: none">Water seal: 25 mmND 50 (DIN EN 1253-1)Installation height: 69-140 mm (incl. 12 mm frame height)	585	-	70	9010.88.35	
		685	-	70	9010.88.36	
		785	-	70	9010.88.37	
		885	-	70	9010.88.38	
		985	-	70	9010.88.39	
		1085	-	70	9010.88.40	
		1185	-	70	9010.88.41	

Order data, design gratings

Products	Design	Art. no.						
		585 mm	685 mm	785 mm	885 mm	985 mm	1085 mm	1185 mm
	Wave	9010.88.60	9010.88.61	9010.88.62	9010.88.63	9010.88.64	9010.88.65	9010.88.66
	Square	9010.88.67	9010.88.68	9010.88.69	9010.88.70	9010.88.71	9010.88.72	9010.88.73
	Tile	9010.88.81	9010.88.82	9010.88.83	9010.88.84	9010.88.85	9010.88.86	9010.88.87
	Massive	9010.88.88	9010.88.89	9010.88.90	9010.88.91	9010.88.92	9010.88.93	9010.88.94
	Slot	9010.88.74	9010.88.75	9010.88.76	9010.88.77	9010.88.78	9010.88.79	9010.88.80
	Piano	9010.87.56	9010.87.57	9010.87.58	9010.87.59	9010.87.60	9010.88.95	9010.87.61

Order data, accessory

Product	Name	Description	Art. no.
	ACO EasyStop DN 40	■ Prevents drying out of the water in the foul air trap	9010.79.23
	ACO EasyStop DN 50	■ Material: plastic with membrane and sealing lip ■ Applicable for ACO ShowerDrain C	9010.79.24


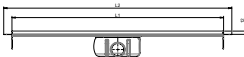
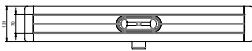

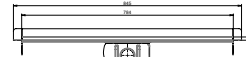
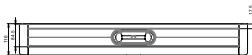
ACO ShowerDrain C Black

Product benefits

- minimum installation height: 69 mm
- meets requirements of all sound protection levels (SSt I-III in acc. with VDI 4100)
- free access to the pipeline for optimal cleaning
- factory-welded hydro-shaped gully, guarantees permanent tightness
- removable foul air trap for optimal cleaning
- high drainage capacity
- passivated flange



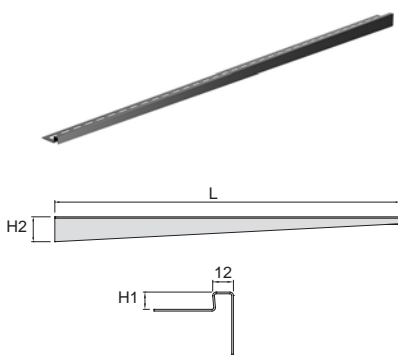
Order data, channel body and massive grating

Product	Dimensioned drawing	Description	Dimensions			Art. no.
			L1 [mm]	L2 [mm]	B [mm]	
Gully WS50, surrounding flange, socket horizontal/central						
  	<ul style="list-style-type: none">■ Water seal: 50 mm■ ND 50 (DIN EN 1253-1)■ Installation height: 92-140 mm (incl. 12 mm frame height)	585	645	130	9010.91.00	
		685	745	130	9010.91.01	
		785	845	130	9010.91.02	
		885	945	130	9010.91.03	
		985	1045	130	9010.91.04	
		1085	1145	130	9010.91.05	
		1185	1245	130	9010.91.06	
Gully WS50, wall flange, socket horizontal/central						
  	<ul style="list-style-type: none">■ Water seal: 50 mm■ ND 50 (DIN EN 1253-1)■ Installation height: 92-140 mm (incl. 12 mm frame height)	585	645	122	9010.91.14	
		685	745	122	9010.91.15	
		785	845	122	9010.91.16	
		885	945	122	9010.91.17	
		985	1045	122	9010.91.18	
		1085	1145	122	9010.91.19	
		1185	1245	122	9010.91.20	

Order data, channel body and massive grating

Product	Dimensioned drawing	Description	Dimensions			Art. no.
			L1 [mm]	L2 [mm]	B [mm]	
Gully WS50, without flange, socket horizontal/central						
  	<ul style="list-style-type: none">■ Water seal: 50 mm■ ND 50 (DIN EN 1253-1)■ Installation height: 92-140 mm (incl. 12 mm frame height)	585	-	70	9010.91.28	
		685	-	70	9010.91.29	
		785	-	70	9010.91.30	
		885	-	70	9010.91.31	
		985	-	70	9010.91.32	
		1085	-	70	9010.91.33	
Gully WS25, surrounding flange, socket horizontal/central						
  	<ul style="list-style-type: none">■ Water seal: 25 mm■ ND 50 (DIN EN 1253-1)■ Installation height: 69-140 mm (incl. 12 mm frame height)	585	645	130	9010.91.07	
		685	745	130	9010.91.08	
		785	845	130	9010.91.09	
		885	945	130	9010.91.10	
		985	1045	130	9010.91.11	
		1085	1145	130	9010.91.12	
Gully WS25, wall flange, socket horizontal/central						
  	<ul style="list-style-type: none">■ Water seal: 25 mm■ ND 50 (DIN EN 1253-1)■ Installation height: 69-140 mm (incl. 12 mm frame height)	585	645	122	9010.91.21	
		685	745	122	9010.91.22	
		785	845	122	9010.91.23	
		885	945	122	9010.91.24	
		985	1045	122	9010.91.25	
		1085	1145	122	9010.91.26	
Gully WS25, without flange, socket horizontal/central						
  	<ul style="list-style-type: none">■ Water seal: 25 mm■ ND 50 (DIN EN 1253-1)■ Installation height: 69-140 mm (incl. 12 mm frame height)	585	-	70	9010.91.35	
		685	-	70	9010.91.36	
		785	-	70	9010.91.37	
		885	-	70	9010.91.38	
		985	-	70	9010.91.39	
		1085	-	70	9010.91.40	
Gully WS25, without flange, socket horizontal/central						
  	<ul style="list-style-type: none">■ Water seal: 25 mm■ ND 50 (DIN EN 1253-1)■ Installation height: 69-140 mm (incl. 12 mm frame height)	585	-	70	9010.91.41	
		685	-	70		
		785	-	70		
		885	-	70		
		985	-	70		
		1085	-	70		

Order data, ACO ShowerStep Black


Product/Dimensioned drawing	Version	Dimensions			Art. no.
		L [mm]	H1* [mm]	H2 [mm]	
	left	1490	10	36	9010.91.42
			12.5		9010.86.38
			15		9010.91.44
		990	10	30	9010.91.45
			12.5		9010.91.46
			15		9010.91.47
	right	1490	10	36	9010.91.48
			12.5		9010.86.39
			15		9010.91.50
		990	10	30	9010.91.51
			12.5		9010.91.52
			15		9010.91.53



ACO ShowerDrain E+

Product benefits

- Option for secondary drainage
- Factory assembled sealing membrane
- Fulfills all sound insulation levels (SSt I-III to VDI 4100)
- Superior finish due to electro-polished channel and grating
- Barrier free access to pipeline due to removable foul air trap
- Gully is welded to channel body
- Easy to handle and easy to clean



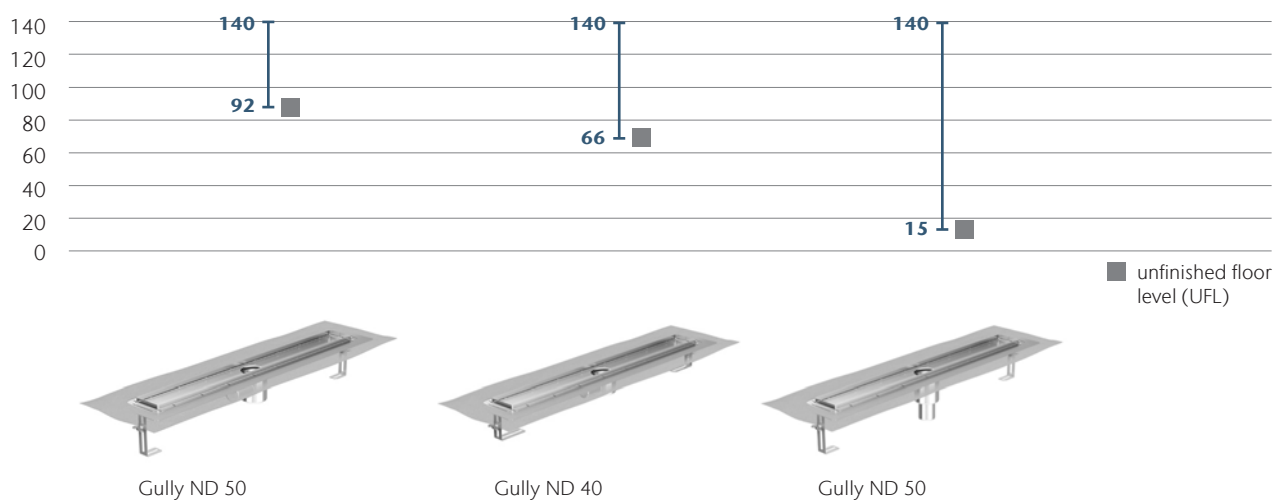
Product information

- Material: Stainless steel, material grade 304
- Load class: Meets K3 requirements
- Internal channel width: 80 mm
- Flow rate:
 - 0.4 l/s (without 10 mm build-up)
 - 0.6 l/s (with 20 mm build-up as per EN 1253-1)
 - Drain performance can be enhanced by using additional gully bodies
- Outlet socket: Suitable for all push-fit pipe socket systems
- Socket version: ND 40/ND 50
- Foul air trap: 2-part, removable


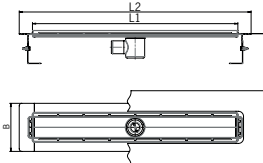

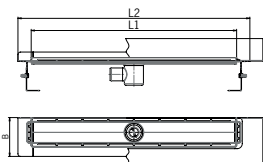

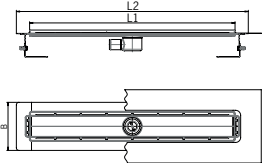

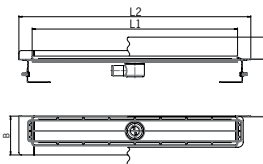

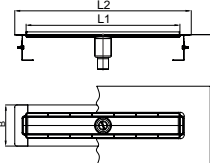

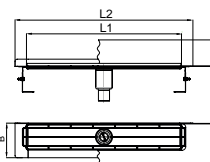
- Flange design: Factory assembled flange and sealing membrane (overlap 60 mm)
- Flange types: Surrounding, wall flange
- Channel: Electro-polished surface
- Mounting: Ready for installation
- Sound protection: Sound protection accessories integrated as standard
- Total building height:
 - 79 mm (with water seal 25 mm)
 - 105 mm (with water seal 50 mm)
- Height adjustability: 48 to 74 mm using height adjustable feet
- Grating variants: Glass, stainless steel, tileable
- Supplementary components: ACO ShowerStep, Hair strainer and ACO EasyStop

38

Installation heights UFL (unfinished floor level)



Order data, channel body

Product	Dimensioned drawing	Description	Dimensions			Art. no.
			L1 [mm]	L2 [mm]	B [mm]	
Installation height UFL: 92 – 140 mm (frame height 12 mm)*						
		<ul style="list-style-type: none">■ Without wall flange■ Water seal: 50 mm■ ND 50	600	700	187	9010.77.30
			700	800	187	9010.77.00
			800	900	187	9010.77.01
			900	1000	187	9010.77.02
			1000	1100	187	9010.77.03
			1200	1300	187	9010.77.04
		<ul style="list-style-type: none">■ Wall flange at rear■ Water seal: 50 mm■ ND 50	600	700	187	9010.77.31
			700	800	155	9010.77.05
			800	900	155	9010.77.06
			900	1000	155	9010.77.07
			1000	1100	155	9010.77.08
			1200	1300	155	9010.77.09
Installation height UFL: 66 – 140 mm (frame height 12 mm)						
		<ul style="list-style-type: none">■ Without wall flange■ Water seal: 25 mm■ ND 40	600	700	187	9010.77.32
			700	800	187	9010.77.10
			800	900	187	9010.77.11
			900	1000	187	9010.77.12
			1000	1100	187	9010.77.13
			1200	1300	187	9010.77.14
		<ul style="list-style-type: none">■ Wall flange at rear■ Water seal: 25 mm■ ND 40	600	700	187	9010.77.33
			700	800	155	9010.77.15
			800	900	155	9010.77.16
			900	1000	155	9010.77.17
			1000	1100	155	9010.77.18
			1200	1300	155	9010.77.19
Installation height UFL: 15 – 140 mm (frame height 12 mm)*						
		<ul style="list-style-type: none">■ Without wall flange■ Water seal: 50 mm■ ND 50	600	700	187	9010.77.34
			700	800	187	9010.77.20
			800	900	187	9010.77.21
			900	1000	187	9010.77.22
			1000	1100	187	9010.77.23
			1200	1300	187	9010.77.24
		<ul style="list-style-type: none">■ Wall flange at rear■ Water seal: 50 mm■ ND 50	600	700	187	9010.77.35
			700	800	155	9010.77.25
			800	900	155	9010.77.26
			900	1000	155	9010.77.27
			1000	1100	155	9010.77.28
			1200	1300	155	9010.77.29


Special lengths up to 1500 mm on request. Design-Gratings and supplementary components can be found on page 42/43.

*Certified to EN 1253-1

ACO ShowerDrain M+

Product benefits

- Minimum installation height: 56 mm with inclination 1.5°
- Option for secondary drainage
- Factory assembled sealing membrane
- Fulfills all sound insulation levels (SSt I-III to VDI 4100)
- Superior finish due to electro-polished channels and gratings
- Flexible for any installation situation
- Gully body can be rotated through 360°



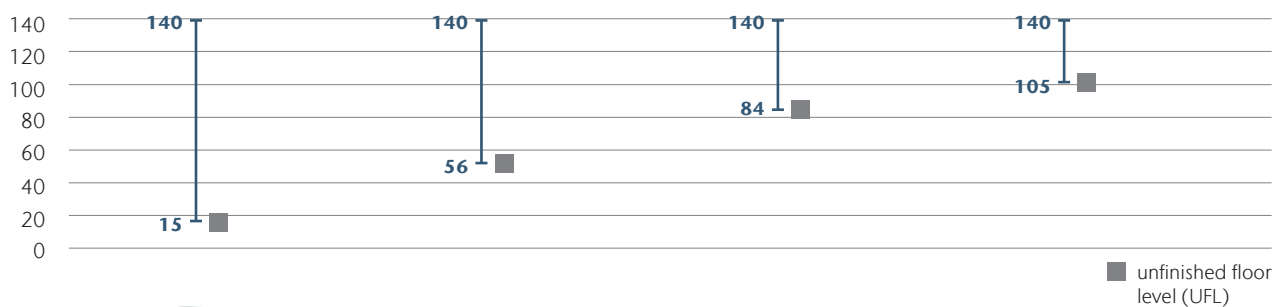
Product information

- Channel body: Stainless steel, material grade 304
- Gully body: Plastic
- Load class: K3
- Internal channel width: 80 mm
- Flow rate:
 - 0.4 l/s (with 10 mm build-up)
 - 0.46 l/s (with 20 mm build-up as per EN 1253-1)
- Outlet socket: Suitable for all push-fit pipe socket systems
- Socket version: ND 40/ND 50
- Foul air trap: One-piece with removeable submersible pipe

- Flange design: Factory assembled flange and sealing membrane (overlap 60 mm)
- Flange types: Surrounding, wall flange
- Channel: Electro-polished surface
- Mounting: Modular assembly system consisting of channel body, screwed gully body and design grating
- Scope of delivery channel: Fixing material, height adjustable feet, sound protection accessories
- Height adjustability: Max. 74 mm, depending on selected gully body
- Grating variants: Glass, stainless steel, tileable
- Supplementary components: ACO ShowerStep and Hair strainer

40

Installation heights UFL (unfinished floor level)



Gully ND 50



Gully ND 40


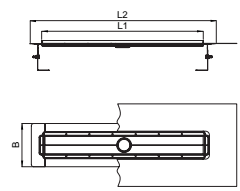

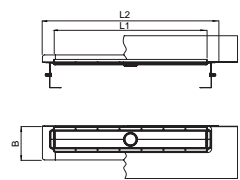


Gully ND 40/50


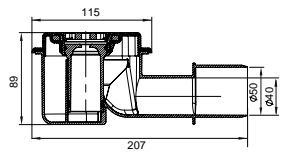

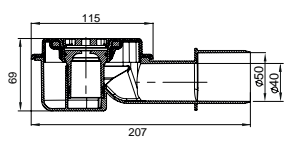

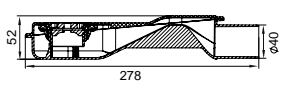

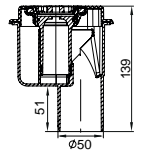


Gully ND 40/50










Order data, channel body

Product	Dimensioned drawing	Dimensions			Art. no.
		L1	L2	B	
		[mm]	[mm]	[mm]	
Surrounding flange (frame height 12 mm)					
		600	700	187	9010.87.06
		700	800	187	9010.87.00
		800	900	187	9010.87.01
		900	1000	187	9010.87.02
		1000	1100	187	9010.87.03
		1200	1300	187	9010.87.04
Wall flange at rear (frame height 12 mm)					
		600	700	155	9010.87.16
		700	800	155	9010.87.10
		800	900	155	9010.87.11
		900	1000	155	9010.87.12
		1000	1100	155	9010.87.13
		1200	1300	155	9010.87.14

Order data, gully body




Product	Dimensioned drawing	Description	Art. no.
		<ul style="list-style-type: none"> ■ ND 40/50 ■ Water seal: 50 mm ■ Installation height: 105 - 140 mm ■ Certified to EN 1253-1 	9010.81.20
		<ul style="list-style-type: none"> ■ ND 40/50 ■ Water seal: 30 mm ■ Installation height: 84 - 140 mm 	9010.81.21
		<ul style="list-style-type: none"> ■ ND 40 ■ Water seal: 25 mm ■ Installation height: 56 - 140 mm 	9010.81.22
		<ul style="list-style-type: none"> ■ ND 50 ■ Water seal: 50 mm ■ Installation height: 15 - 140 mm ■ Certified to EN 1253-1 	9010.81.23

Order data, design gratings made from stainless steel for – ShowerDrain E+, M+

Product	Design	Art. no.					
		600 mm	700 mm	800 mm	900 mm	1000 mm	1200 mm
	Wave	0155.05.98	0153.73.42	0153.73.43	0153.73.44	0153.73.45	0153.73.46
	Quadrato	0155.06.00	0153.73.59	0153.73.60	0153.73.61	0153.73.62	0153.73.63
	Mix	0155.06.08	9010.56.03	9010.56.04	9010.56.05	9010.56.06	9010.56.07
	Flag	0155.06.02	0153.73.69	0153.73.70	0153.73.71	0153.73.72	0153.73.73
	Stripe	9010.79.16	9010.78.82	9010.78.83	9010.78.84	9010.76.85	9010.78.86
	Twist*	9010.79.15	9010.76.82	9010.76.83	9010.76.84	9010.76.85	9010.76.86
	Tile	0155.06.12	0153.81.87	0153.81.88	0153.81.89	0153.81.90	0153.81.91
	Piano	9010.72.18	9010.72.12	9010.72.13	9010.72.14	9010.72.15	9010.72.16
	Signature**	Customized Solution					

*Reversible grating with two different surfaces (solid and tileable) **Individualised lettering at request of customer

Order data, design gratings made from glass for – ShowerDrain E+, M+

Product	Design	Art. no.				
		700 mm	800 mm	900 mm	1000 mm	1200 mm
	Black	9010.56.67	9010.56.68	9010.56.69	9010.56.70	9010.56.71
	White	9010.56.72	9010.56.73	9010.56.74	9010.56.75	9010.56.76
	Grey	9010.56.77	9010.56.78	9010.56.79	9010.56.80	9010.56.81

Order data, accessories – ShowerDrain E+, M+

Product	Designation	Description	Suitable for	Art. no.
	Hair strainer	<ul style="list-style-type: none"> Material: plastic For retrofitting 	ShowerDrain M+	9010.81.24
	Hair strainer	<ul style="list-style-type: none"> Material: plastic For retrofitting Minimal reduction in shower channel drainage of 0.04 l/s 	ShowerDrain E+	9010.72.00
	ACO EasyStop ND 40	<ul style="list-style-type: none"> Prevents drying out of the water seal in the foul air trap 	ShowerDrain E+	9010.79.23
	ACO EasyStop ND 50	<ul style="list-style-type: none"> Material: plastic with membrane insert and lip seal 		9010.79.24

Order data, ACO ShowerStep

Product/Dimensioned drawing	Version	Dimensions			Art. no.	
		L [mm]	H1* [mm]	H2 [mm]	Grinded surface	Electro-polished surface
	left	1490	10	36	9010.72.41	9010.72.53
			12.5		9010.72.42	9010.72.54
			15		9010.72.43	9010.72.55
		990	10	30	9010.72.44	9010.72.56
			12.5		9010.72.45	9010.72.57
			15		9010.72.46	9010.72.58
	right	1490	10	36	9010.72.47	9010.72.59
			12.5		9010.72.48	9010.72.60
			15		9010.72.49	9010.72.61
		990	10	30	9010.72.50	9010.72.62
			12.5		9010.72.51	9010.72.63
			15		9010.72.52	9010.72.64

*Height of waterproofing and floor tile

Individual length up to 1,990 mm on request

ACO ShowerDrain Public 80

Product benefits

- Special length up to 3 m on request
- Minimum installation height 115 mm, inclination 1,5 °
- Option for secondary drainage
- Flexible for any installation situation
- Drain body can be rotated through 360°

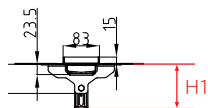


Product information

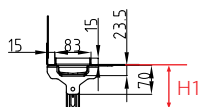
- Material:
 - Channel body: Stainless Steel, material grade 304
 - Gully body: Plastic
- Load class: K3 (DIN EN 1253-1)
- Internal channel width: 80 mm
- Flow rate (EN 1253-1):
 - 2 gullies channel length 1.500 and 2.000 mm:
 - 0,85 l/s with 10 mm build up
 - 0,95 l/s with 20 mm build up
 - 3 gullies channel length 2.500 and 3.000 mm
 - 1,15 l/s with 10 mm build up
 - 1,30 l/s with 20 mm build up
- Outlet socket: Suitable for all push-fit pipe socket systems
- Socket version: ND 40/ ND 50
- Foul air trap: One-piece with removeable submersible pipe
- Flange design: Factory assembled flange and sealing membrane (overlap 60 mm)
- Flange type: Surrounding, wall flange
- Channel: Pickle passivated surface
- Mounting: Modular assembly system consisting of channel body, screwed gully body and design grating
- Scope of delivery channel: Fixing material, height adjustable feet, sound protection accessories
- Installation height UFL: 30 - 140 mm
- Height adjustability: 25 mm (adjusting feet)
- Supplementary components: ACO ShowerStep and hair strainer

44

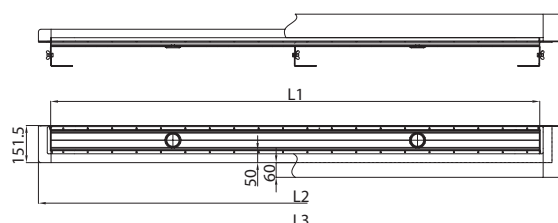
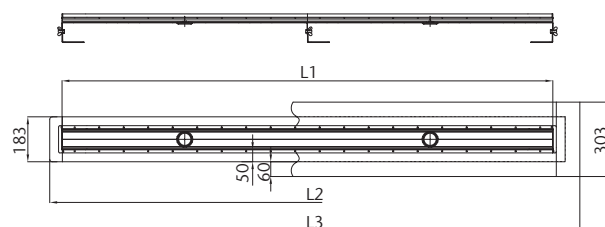
Dimensioned drawing





Surrounding flange



Wall flange



Order data, channel body

Product	Product dimensions						Art. no.
	L1	L2	L3	H1*	H1**	H1 gully 1,5°	
	[mm]	[mm]	[mm]	[mm]	[mm]	[mm]	
Public 80, surrounding flange							
	1500	1600	1720	30 – 140	70 – 140	115 – 140	9008.60.15
	2000	2100	2220	30 – 140	70 – 140	115 – 140	9008.60.20
	2500	2600	2720	30 – 140	70 – 140	115 – 140	9008.60.25
	3000	3100	3220	30 – 140	70 – 140	115 – 140	9008.60.30
Public 80, wall flange							
	1500	1600	1720	30 – 140	70 – 140	115 – 140	9008.70.15
	2000	2100	2220	30 – 140	70 – 140	115 – 140	9008.70.20
	2500	2600	2720	30 – 140	70 – 140	115 – 140	9008.70.25
	3000	3100	3220	30 – 140	70 – 140	115 – 140	9008.70.30


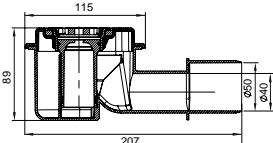

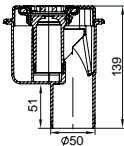
*H_{min} by cutting the foot holder, using gully with socket inclination 90°, core drill dimension (Ø min. 130 mm)

H_{min} **without height adjustment feet, foot holder used as screed anchor, core drill dimension (Ø min. 130 mm)



Order data, gully body

2 gullies channel length 1.500 and 2.000 mm

3 gullies channel length 2.500 and 3.000 mm

Product	Dimensioned drawing	Description	Art. no.
		<ul style="list-style-type: none"> ■ ND 40/50 ■ Water seal: 50 mm (DIN EN 1253-1) ■ Installation height: 115 – 140 mm 	9010.81.20
		<ul style="list-style-type: none"> ■ ND 50 ■ Water seal: 50 mm (DIN EN 1253-1) ■ Installation height: 30 – 140 mm 	9010.81.23

Order data, design gratings, made from stainless steel, for ShowerDrain Public 80

Product	Design	Description	Art. no.	
			500 mm	1000 mm
	Quadrato	<ul style="list-style-type: none"> ■ Electro-polished and grinded ■ Load class: K3 (EN 1253-1) ■ Anti slip class C (according to German standard DIN 51097) 	9008.11.05	9008.11.10
	Tile	<ul style="list-style-type: none"> ■ Tileable to H = 10 mm (tile thickness including tile adhesive) ■ Load class: K3 (EN 1253-1) ■ Slip resistance depending on type of tile used 	9008.20.05	9008.20.10

ACO ShowerDrain Public 110

Product benefits

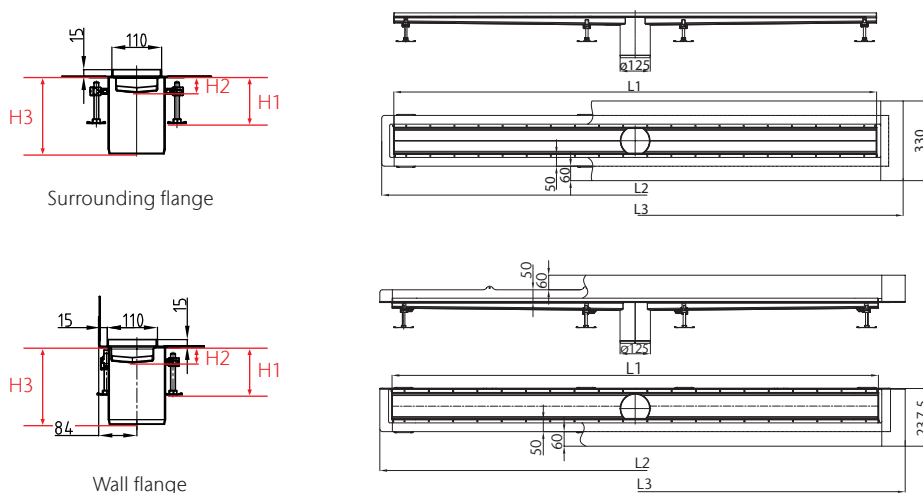
- Special length up to 5 m on request
- Combination with fire protection floor drain possible (page 26/27)
- Option for secondary drainage
- Continuously height-adjustable
- Floor drain optionally made of stainless steel or cast iron





Product information

- Material:
 - Channel body: Stainless Steel, material grade 304
 - Gully body: optionally made of stainless steel or cast iron
- Load class: K3 (DIN EN 1253-1)
- Internal channel width: 107 mm
- Flow rate: up to 2l/s, depending on gully
- Socket inclination: 90 °, Ø 125 mm; suitable for floor drains ACO Variant-CR 142 made from stainless steel and ACO Passavant made from cast iron
- Foul air trap: one-piece, removeable, depending on floor drain
- Flange design: Factory assembled flange and sealing membrane (overlap 60 mm)
- Flange type: Surrounding, wall flange
- Channel: Pickle passivated surface
- Mounting: Modular assembly system consisting of channel body, floor drain and design grating
- Scope of delivery channel: Combined sealing ring for floor drain ACO Variant-Cr 142, height adjustable feet
- Installation height UFL:
 - Channel 1.500 / 2.000 from 60 mm up to max. 130 mm
 - Channel 2.500 / 3.000 from 65 mm up to max. 135 mm
- Supplementary components: ACO ShowerStep

Dimensioned drawing


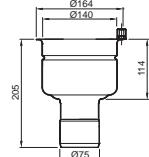

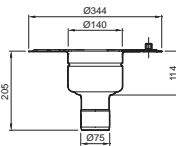

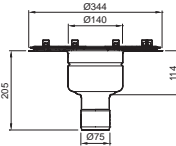

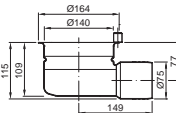

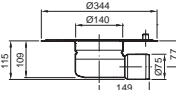

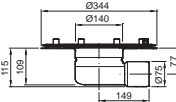


Order data, channel body

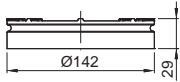
Product	Product dimensions						Art. no.
	L1 [mm]	L2 [mm]	L3 [mm]	H1 _{min} /H1 _{max} UFL [mm]	H2 [mm]	H3 [mm]	
Public 110, surrounding flange 	1500	1600	1720	(60*) 110 – 130	32	167	9011.60.16
	2000	2100	2220	(60*) 110 – 130	35	170	9011.60.21
	2500	2600	2720	(65*) 115 – 135	37	172	9011.60.26
	3000	3100	3220	(65*) 115 – 135	40	175	9011.60.31
Public 110, wall flange 	1500	1600	1720	(60*) 110 – 130	32	167	9011.70.16
	2000	2100	2220	(60*) 110 – 130	35	170	9011.70.21
	2500	2600	2720	(65*) 115 – 135	37	172	9011.70.26
	3000	3100	3220	(65*) 115 – 135	40	175	9011.70.31

*H_{min} by cutting the height adjustment feet to length, with 25 mm screed undercover, channel floor to raw concrete




Order data, floor gully ACO Variant-CR 142 made from stainless steel

Product	Dimensioned drawing	Description	Recess [mm]	Foul Air Trap	Flow rate [l/s]	Art. no.
Nominal diameter: ND 70						
		<ul style="list-style-type: none"> ■ Socket inclination: 90° ■ With holding edge ■ Suitable floor drain for public showers with wall flange 	150 x 150	without	1,5	9579.00.00
		<ul style="list-style-type: none"> ■ Socket inclination: 90° ■ With adhesive flange 	150 x 350	without	1,5	9579.10.00
		<ul style="list-style-type: none"> ■ Socket inclination: 90° ■ With press seal flange 	150 x 350	without	1,5	9579.20.00
Nominal diameter: ND 70						
		<ul style="list-style-type: none"> ■ Socket inclination: 1,5° ■ With holding edge ■ Suitable floor drain for public showers with wall flange 	150 x 360	without	1,5	9575.00.00
		<ul style="list-style-type: none"> ■ Socket inclination: 1,5° ■ With adhesive flange 	230 x 360	without	1,5	9575.10.00
		<ul style="list-style-type: none"> ■ Socket inclination: 1,5° ■ With press seal flange 	230 x 360	without	1,5	9575.20.00

Order information, accessories for floor gully ACO Variant-CR 142

Product	Dimensioned drawing	Name	Suitable for	Description	Art. no.
Suitable for ND 70					
		Standard foul air trap	<ul style="list-style-type: none"> ■ Floor drain Variant-CR 142 □ ND 70 □ Socket inclination: 1,5° 	<ul style="list-style-type: none"> ■ made from plastic ■ Weight: 0,1 kg 	9575.30.15
		Foul air trap	<ul style="list-style-type: none"> ■ Floor drain Variant-CR 142 □ ND 70 □ Socket inclination: 1,5°/90° 	<ul style="list-style-type: none"> ■ made from stainless steel, material grade 304 ■ Use with retaining ring □ 9579.13.26 ■ Weight: 0,4 kg 	9579.13.15
		Retaining ring	<ul style="list-style-type: none"> ■ Foul air trap □ 9579.13.15 	<ul style="list-style-type: none"> ■ made from rubber ■ Weight: 0,2 kg 	9579.13.26
		Standard foul air trap	<ul style="list-style-type: none"> ■ Floor drain Variant-CR 142 □ ND 70 □ Socket inclination: 90° 	<ul style="list-style-type: none"> ■ made from plastic ■ Weight: 0,1 kg 	5180.10.15
		Fire protection foul air trap	<ul style="list-style-type: none"> ■ Floor drain Variant-CR 142 □ ND 70 □ Socket inclination: 90° 	<ul style="list-style-type: none"> ■ with fire protection cartridge ■ Fire and smoke trap for subsequent fire protection equipment of floor drains ■ German Certification □ AbZ: Z-19.17-1527 □ AbG: Z-19.53-2294 ■ Weight: 0,4 kg 	5181.20.15
		Installation set Fit-in	<ul style="list-style-type: none"> ■ Floor drain Variant-CR 142 □ ND 70 □ Socket inclination: 90° □ with adhesive and press seal flange 	<ul style="list-style-type: none"> ■ non-flammable □ Building material class A1 (German standard) ■ for mortarless installation in core drillings: 225 mm ■ German certification □ AbZ: Z-19-17-1527 ■ Weight: 2,3 kg 	9390.07.40
		Spare rolling ring	<ul style="list-style-type: none"> ■ Floor Drain □ ND 70 	<ul style="list-style-type: none"> ■ made from rubber 	5180.10.26
		Spare Kombi-Sealing ring	<ul style="list-style-type: none"> ■ Socket dimension: 125 mm 	<ul style="list-style-type: none"> ■ Sealing ring, position between floor drain Variant-Cr 142 and socket of ShowerDrain Public 110 	9579.90.00

Order data, design gratings

Product	Design	Description	Art. no.			
			500 mm	1000 mm	1500 mm	2000 mm
	Quadrato	<ul style="list-style-type: none"> ■ Electro-polished and grinded ■ Load class: K3 (EN 1253-1) ■ Anti slip class C (according to German Standard-DIN 51097) 	9011.11.05	9011.11.10	—	—
	Tile	<ul style="list-style-type: none"> ■ Tileable to H = 10 mm (tile thickness including tile adhesive) ■ Load class: K3 (EN 1253-1) ■ Slip resistance depending on type of tile used 	9011.20.05	9011.20.10	—	—
	Roll up grating	<ul style="list-style-type: none"> ■ Made from plastic PVC ■ Load class: K3 (EN 1253-1) ■ Slot width: 8 mm ■ Anti slip class C (according German Standard DIN 51097) 	—	9011.30.10	9011.30.15	9011.30.20

ACO ShowerDrain S

Product benefits

- Minimum installation height: 55 mm, unfinished floor level
- Meets requirements of all sound protection levels (SSt I-III in acc. with VDI 4100)
- Removable submersible pipe in foul air trap for optimum cleaning
- Standard length 1500 mm: meets requirements of DIN 18040 (barrier-free construction)
- Visible width of just 34 mm

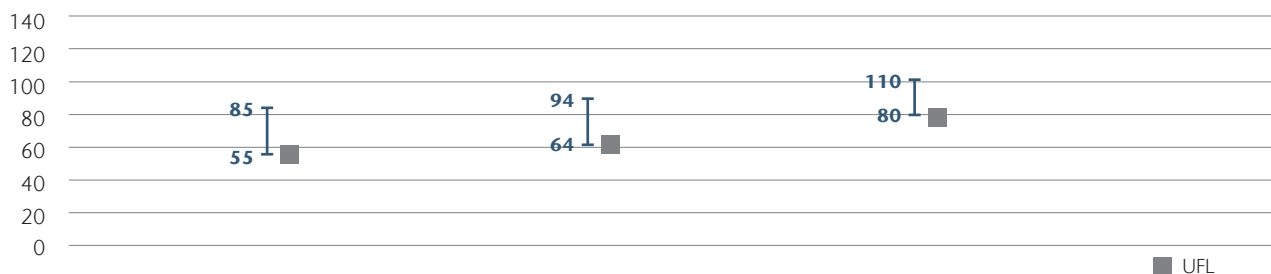


Product information

- Material: Stainless steel, material grade 304
- Load class: K3
- Internal channel width: 34 mm
- Flow rate:
 - 0.5 l/s without 10 mm build-up (ND 50/ND 40)
 - 0.8 l/s with 20 mm build-up (ND 50 as per EN 1253-1)
 - 0.65 l/s with 20 mm build-up (ND 40 as per EN 1253-1)
 - 0.35 l/s without 10 mm build-up (ND 32)
 - 0.55 l/s with 20 mm build-up (ND 32 as per EN 1253-1)
- Outlet socket: Suitable for all push-fit pipe socket systems
- Flange design: Factory assembled flange and coating, for optimum connection of a compound seal
- Type of flange: Surrounding
- Channel: Electro-polished surface
- Adaptation to tile thickness: Heights adjustable plastic feet, from 11 – 22 mm
- Number of gully bodies:
 - 1 up to a length of 900 mm
 - 2 for lengths of 1000 mm or more
- Mounting: Ready for installation
- Sound protection: Sound protection accessories integrated as standard
- Height adjustability: 30 mm using height-adjustable feet
- Supplementary components: ACO ShowerStep, Hair strainer

50

Installation heights UFL (unfinished floor level)



Gully ND 32


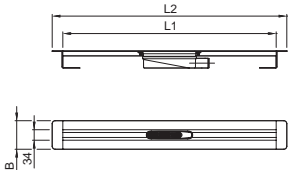

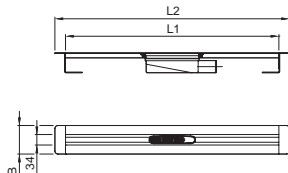

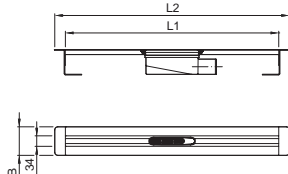


Gully ND 40




Gully ND 50

Order data, channel body


Product	Dimensioned drawing	Description	Dimensions			Art. no.
			L1 [mm]	L2 [mm]	B [mm]	
Installation height UFL: 55 - 85 mm						
		■ Water seal: 25 mm ■ ND 32	700	760	94	9010.75.00
			800	860	94	9010.75.01
			900	960	94	9010.75.02
			1000	1060	94	9010.75.03
			1200	1260	94	9010.75.04
			1500	1560	94	9010.75.05
Installation height UFL: 64 - 94 mm						
		■ Water seal: 34 mm ■ ND 40	600	700	94	9010.75.10
			700	800	94	9010.75.11
			800	900	94	9010.75.12
			900	1000	94	9010.75.13
			1000	1100	94	9010.75.14
			1200	1300	94	9010.75.15
Installation height UFL: 80 - 110 mm (* Certified according to EN 1253-1)						
		■ Water seal: 50 mm ■ ND 50 ■ Certified to EN 1253-1	700	760	94	9010.75.20
			800	860	94	9010.75.21
			900	960	94	9010.75.22
			1000	1060	94	9010.75.23
			1200	1260	94	9010.75.24
			1500	1560	94	9010.75.25

L1 = 1000, 1200 and 1500 mm are always equipped with two gully bodies.

Order data, gratings

Product	Design	Art. no.					
		700 mm	800 mm	900 mm	1000 mm	1200 mm	1500 mm
	Plate	9010.75.50	9010.75.51	9010.75.52	9010.75.53	9010.75.54	9010.75.55
	Stripes	9010.75.60	9010.75.61	9010.75.62	9010.75.63	9010.75.64	9010.75.65


Order data, accessories

Product	Designation	Description	Art. no.
	Hair strainer	<ul style="list-style-type: none"> ■ To prevent pipes becoming obstructed with hair ■ Made from plastic, material PP ■ Simple removal and cleaning ■ For retrofitting ■ Minimal reduction in shower channel drainage of 0.04 l/s 	9010.81.24

ACO ShowerDrain B

Product benefits


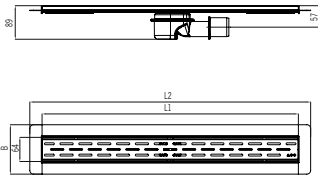
- Minimum building height: 77 mm, unfinished floor level
- Smooth surface for optimal cleaning
- Full access to pipeline for optimum cleaning
- Stainless steel channel with screwed plastic gully, no risk of leakage
- 2 in 1 spigot with ND 40 and ND 50




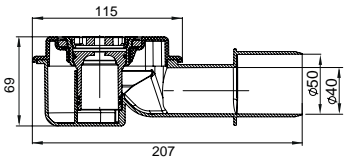

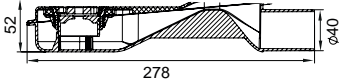

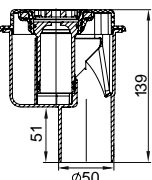
Product information

- Material:
 - Channel body: Stainless steel
 - Gully body: Plastic
- Load class: K3
- Internal channel width: 64 mm
- Flow rate:
 - 0.4l/s (with 10 mm build-up)
 - 0.46l/s (with 20 mm build-up as per EN 1253-1)
- Outlet socket: Suitable for all push-fit pipe socket systems
- Socket version: ND 40/50
- Foul air trap: 1-piece with removable submersible pipe
- Flange design: Permanently cast-on, for optimum connection of a compound seal
- Type of flange: Surrounding
- Mounting: Ready for installation
- Total installation height:
 - 89 mm (with water seal 30 mm)
- Channel: Pickle passivated
- Grating: Grinded
- Grating variant: Design Slot included in scope of delivery
- Supplementary components: ACO ShowerStep and different gully bodies


Order data, channels with grating and plastic gullies

Product	Dimensioned drawing	Dimensions			Art. no.
		L1 [mm]	L2 [mm]	B [mm]	
Installation height UFL: 77 mm (frame height: 12 mm)					
		685	745	130	9010.78.70
		785	845	130	9010.78.71
		885	945	130	9010.78.72
		985	1045	130	9010.78.73

Order data, gully body

Product	Dimensioned drawing	Description	Art. no.
		<ul style="list-style-type: none"> ■ Water seal: 50 mm ■ Flow rate: 0.46 l/s (with 20 mm water built-up) ■ Installation height UFL: 97 mm ■ ND 40/50 	9010.81.20
		<ul style="list-style-type: none"> ■ Water seal: 25 mm ■ Flow rate: 0.46 l/s (with 20 mm water built-up) ■ Installation height UFL: 54 mm ■ ND 40 	9010.81.22
		<ul style="list-style-type: none"> ■ Water seal: 50 mm ■ Flow rate: 0.46 l/s (with 20 mm water built-up) ■ ND 50 	9010.81.23

Order data, accessories


Product	Designation	Description	Art. no.
	Hair strainer	<ul style="list-style-type: none"> ■ Made from plastic ■ For retrofitting 	9010.81.24

4



Product overview

ShowerFloor



ACO ShowerFloor

for line drainage

56



ACO ShowerFloor

for point drainage

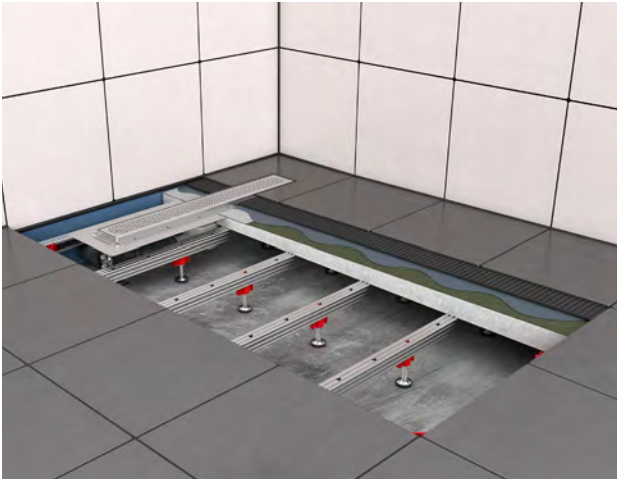
58

55

ACO ShowerFloor for line drainage

Product benefits


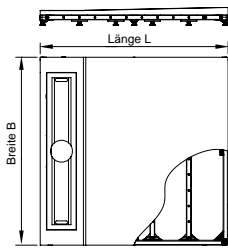
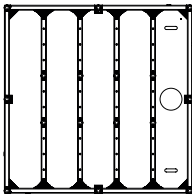
- Meets requirements of all sound protection levels (SSt I-III in acc. with VDI 4100)
- tileable directly after installation
- time for a change of crafts and screed drying is saved
- flexible adaptation to the Cutout
- simple and quick height adjustment from above
- shower board with integrated gradient




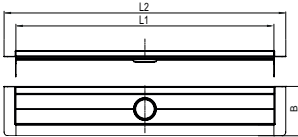
Product information

- Components:
 - galvanised steel profiles
 - glass fibre reinforced connectors
 - polystyrene shower board with mineral surface according to DIN 18534-1 and integrated slope
- Mounting: pre-assembled system
- Shower channel: surface electro-polished
- Height adjustable from 115 mm up to 275 mm (with height adjustable feet 9010.68.09)
- Load class: K3
- Delivery scope:
 - mounting system with connecting elements
 - shower board
 - height adjustment feet and mounting aid
 - sound decoupling pads
- Supplementary components: ACO ShowerStep

Order data, ShowerFloor


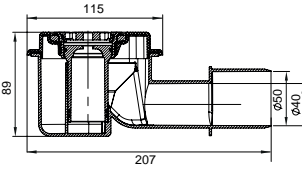

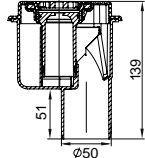
Product	Dimensioned drawing	Description	Art. no.
		Line drainage 900 x 1200 mm	9010.68.04
		Line drainage 1200 x 1200 mm	9010.68.05

Order data, shower channel





Product	Dimensioned drawing	Suitable for	Dimensions			Art. no.
			L1 [mm]	L2 [mm]	B [mm]	
		ShowerFloor 9010.69.04	600	700	187	9010.87.06
		ShowerFloor 9010.68.05	900	1000	187	9010.87.02

Design gratings and accessories on page 42

Order data, gully body

Product	Dimensioned drawing	Description	Art. no.
		<ul style="list-style-type: none"> ■ ND 40/50 ■ Water seal: 50 mm (DIN EN 1253-1) ■ Installation height: 125 – 160 mm ■ Flow rate: 0,46 l/s 	9010.81.20
		<ul style="list-style-type: none"> ■ ND 50 ■ Water seal: 50 mm (DIN EN 1253-1) ■ Installation height: 115 – 160 mm ■ Flow rate: 0,46 l/s 	9010.81.23


Order data, accessories

Product	Description	Art. no.
	Hair strainer	9010.81.24
	Mounting glue	9010.68.10
	Height adjustment feet 140 mm	9010.68.08
	Height adjustment feet 180 mm	9010.68.09

ACO ShowerFloor for point drainage

Product benefits


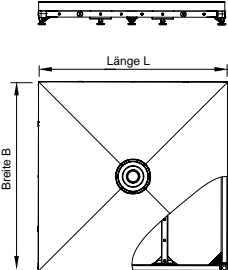
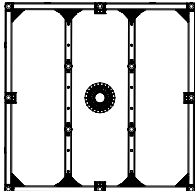
- Meets requirements of all sound protection levels (SSt I-III in acc. with VDI 4100)
- tileable directly after installation
- time for a change of crafts and screed drying is saved
- flexible adaptation to the Cutout
- simple and quick height adjustment from above
- shower board with integrated gradient







Product information

- Components:
 - galvanised steel profiles
 - glass fibre reinforced connectors
 - polystyrene shower board with mineral surface according to DIN 18534-1 and integrated slope
- Mounting: pre-assembled system
- Height adjustable from 110 mm up to 275 mm (with height adjustable feet 9010.68.09)
- Load class: K3
- Delivery scope:
 - mounting system with connecting elements
 - shower board
 - height adjustment feet and mounting aid
 - sound decoupling pads
- Supplementary components: ACO ShowerStep

Order data, ShowerFloor


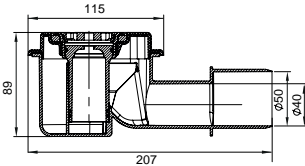

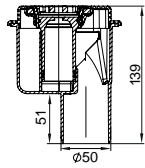
Product	Dimensioned drawing	Description	Art. no.
		Point drainage 900 x 900 mm	9010.68.00
		Point drainage 1200 x 1200 mm	9010.68.01

Order data, top sections





Product	Description	Art. no.
	<ul style="list-style-type: none"> ■ ACO ShowerFloor top section □ 100 x 100 mm □ slot grating 	9010.68.06
	<ul style="list-style-type: none"> ■ ACO ShowerFloor top section □ 150 x 150 mm □ slot grating 	9010.68.07
	<ul style="list-style-type: none"> ■ ACO top section □ plastic □ frame: stainless steel 	620475
	<ul style="list-style-type: none"> ■ ACO top section □ plastic □ frame: stainless steel 	620476

Design gratings and accessories on page 70

Order data, gully body

Product	Dimensioned drawing	Description	Art. no.
		<ul style="list-style-type: none"> ■ ND 40/50 ■ Water seal: 50 mm (DIN EN 1253-1) ■ Installation height: 125 – 160 mm ■ Flow rate: 0,46 l/s 	9010.81.20
		<ul style="list-style-type: none"> ■ ND 50 ■ Water seal: 50 mm (DIN EN 1253-1) ■ Installation height: 115 – 160 mm ■ Flow rate: 0,46 l/s 	9010.81.23

Order data, accessories

Product	Description	Art. no.
	Hair strainer	9010.81.24
	Mounting glue	9010.68.10
	Height adjustment feet 140 mm	9010.68.08
	Height adjustment feet 180 mm	9010.68.09



Product overview

Point drainage



ACO sanitary gullies MG

62




ACO sanitary gullies Easyflow

65

ACO sanitary gullies MG

Product benefits

- Fulfills the requirements of EN 1253-1
- Minimum installation height
- Flange for connecting the composite seal
 - 50 mm
 - Eroded
- Optimum pipe cleaning access
- Complete system


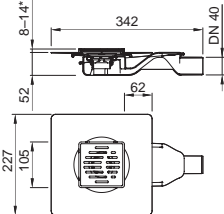

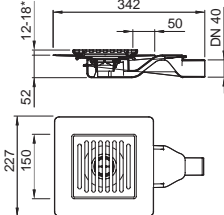


Product information


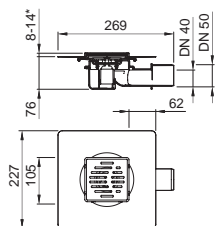

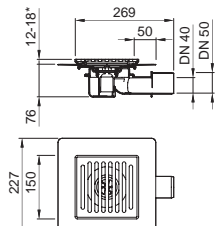

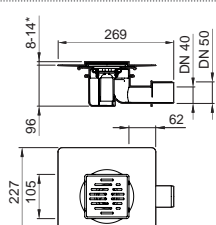

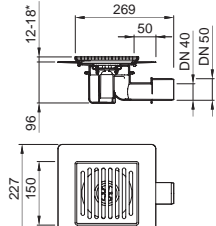

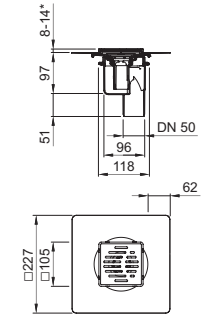

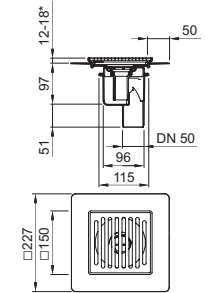
- Material: Plastic (Gully), Stainless steel (Frame und Grating)
- Load class: K3
- Flow rate:
 - 0.4 l/s (with 10 mm build-up)
 - 0.46 l/s (with 20 mm build-up s per EN 1253-1)

- Foul air trap: one-piece with removable submersible pipe
- Suitable for: Tile thickness min. 6 mm
- Mounting: ready for installation
- Flange: with surrounding sealing flange 50 mm
- Outlet socket: suitable for all push-fit pipe socket systems

Order data, gully body

Product	Dimensioned drawing	Version	Description	Art. no.
		<ul style="list-style-type: none">■ Frame<ul style="list-style-type: none">□ Stainless steel□ 105 x 105 mm■ Grating<ul style="list-style-type: none">□ Stainless steel□ 95 x 95 mm	<ul style="list-style-type: none">■ Water seal: 25 mm■ Installation height: 51 mm■ ND 40	2245.30.10
		<ul style="list-style-type: none">■ Plastic■ Frame<ul style="list-style-type: none">□ Stainless steel□ 150 x 150 mm■ Grating<ul style="list-style-type: none">□ Stainless steel□ 140 x 140 mm	<ul style="list-style-type: none">■ Water seal: 25 mm■ Installation height: 51 mm■ ND 40/50	2245.30.15

*Height adjustment 6 mm for each distance ring

Product	Dimensioned drawing	Version	Description	Art. no.
		<ul style="list-style-type: none"> ■ Plastic ■ Frame <ul style="list-style-type: none"> □ Stainless steel □ 105 x 105 mm ■ Grating <ul style="list-style-type: none"> □ Stainless steel □ 95 x 95 mm 	<ul style="list-style-type: none"> ■ Water seal: 30 mm ■ Installation height: 76 mm ■ ND 40/50 	2245.50.10
		<ul style="list-style-type: none"> ■ Plastic ■ Frame <ul style="list-style-type: none"> □ Stainless steel □ 150 x 150 mm ■ Grating <ul style="list-style-type: none"> □ Stainless steel □ 140 x 140 mm 	<ul style="list-style-type: none"> ■ Water seal: 30 mm ■ Installation height: 76 mm ■ ND 40/50 	2245.30.15
		<ul style="list-style-type: none"> ■ Plastic ■ Frame <ul style="list-style-type: none"> □ Stainless steel □ 105 x 105 mm ■ Grating <ul style="list-style-type: none"> □ Stainless steel □ 95 x 95 mm 	<ul style="list-style-type: none"> ■ Water seal: 50 mm ■ Installation height: 96 mm ■ ND 40/50 	2245.50.10
		<ul style="list-style-type: none"> ■ Plastic ■ Frame <ul style="list-style-type: none"> □ Stainless steel □ 150 x 150 mm ■ Grating <ul style="list-style-type: none"> □ Stainless steel □ 140 x 140 mm 	<ul style="list-style-type: none"> ■ Water seal: 50 mm ■ Installation height: 96 mm ■ ND 40/50 	2245.50.15
		<ul style="list-style-type: none"> ■ Plastic ■ Frame <ul style="list-style-type: none"> □ Stainless steel □ 105 x 105mm ■ Grating <ul style="list-style-type: none"> □ Stainless steel □ 95 x 95 mm 	<ul style="list-style-type: none"> ■ Water seal: 50 mm ■ ND 50 	2259.50.10
		<ul style="list-style-type: none"> ■ Plastic ■ Frame <ul style="list-style-type: none"> □ Stainless steel □ 150 x 150 mm ■ Grating <ul style="list-style-type: none"> □ Stainless steel □ 140 x 140 mm 	<ul style="list-style-type: none"> ■ Water seal: 50 mm ■ ND 50 	2259.50.15


*Height adjustment 6 mm for each distance ring

Modular system for ACO sanitary gullies Easyflow

page 70



Design gratings



Design gratings



Tileable surface



Glass covers

page 67 f.



Top section circular
+ detached thin bed flange




Top section square
+ detached thin bed flange




Top section tileable
+ detached thin bed flange




Top section glass
+ detached thin bed flange




Top section circular
with thin bed flange



Top section square
with thin bed flange



Top section tileable
with thin bed flange



Top section glass
with thin bed flange

Accessories page 71 f.



Extension



Foul air trap



Clamping flange



Fire protection kit, optional
(only for 90° socket inclination)



page 65 f.



ACO plastic bath gullies



ACO Fit-in

ACO sanitary gullies Easyflow

Product benefits

- Meet requirements of EN 1253-1
- Range designed for different tile thicknesses and floor structure heights
- Height-adjustable top sections
- Incl. installation cover
- Optimum pipeline access after removal of foul air trap
- Retrofittable fire protection AbZ: Z-19.17-2159 (German certificate)


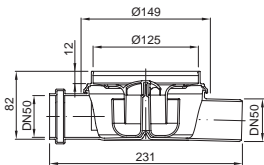

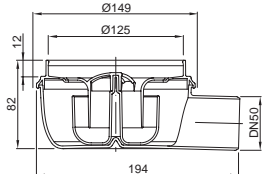


Product information

- Material: Plastic
- Outlet socket: Suitable for all push-fit pipe socket systems
- Flow rates:
 - ND 50 = 1.0 l/s (20 mm build-up as per DIN EN 1253-1)
 - ND 70 = 1.6 l/s (20 mm build-up as per DIN EN 1253-1)
 - ND 100 = 1.6 l/s (20 mm build-up as per DIN EN 1253-1)
- Foul air trap: Removable

- Gully body flange type: Clamping flange which can be retrofitted as an option
- Mounting: Ready for installation
- Grating variants:
 - Stainless steel (round or square)
 - Tileable
 - Glass
- Retrofittable upgrades:
 - Fire protection
 - Dry foul air trap


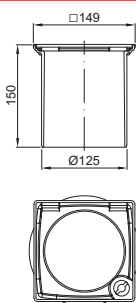

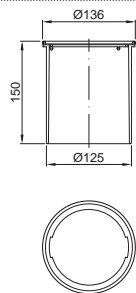


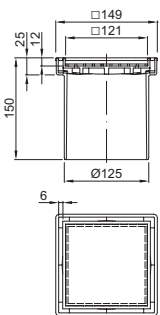
Order data, sanitary gullies Easyflow

Product	Dimensioned drawing	Description	Recess [mm]	Flow rate [l/s]	Art. No.
Nominal width: ND 50, Flatline					
		<ul style="list-style-type: none"> ■ With lateral inlet ■ Water seal: 30 mm 	200 x 330	0.8	2505.00.00
		<ul style="list-style-type: none"> ■ Without lateral inlet ■ Water seal: 30 mm 	200 x 260	0.8	2505.05.00


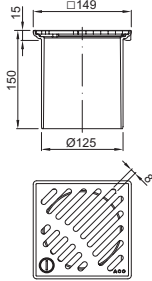

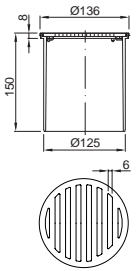

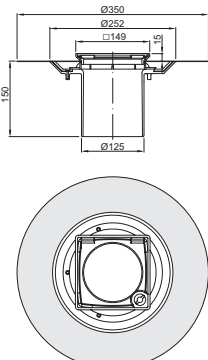

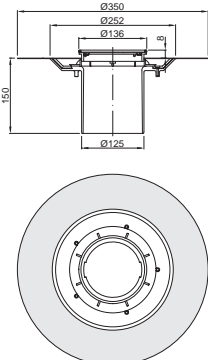
Product	Dimensioned drawing	Version	Recess [mm]	Flow rate [l/s]	Art. no.
Nominal width: ND 50, Standard*					
		<ul style="list-style-type: none"> ■ Without lateral inlet ■ Water seal: 50 mm 	200 x 200	1.5	2500.55.00
		<ul style="list-style-type: none"> ■ Without lateral inlet ■ Water seal: 50 mm 	200 x 260	1.0	2500.05.00
		<ul style="list-style-type: none"> ■ With lateral inlet ■ Water seal: 50 mm 	200 x 330	1.0	2500.00.00
Nominal width: ND 70, Standard*					
		<ul style="list-style-type: none"> ■ Without lateral inlet ■ Water seal: 50 mm 	200 x 200	1.6	2710.00.00
Nominal width: ND 100, Standard*					
		<ul style="list-style-type: none"> ■ Without lateral inlet ■ Water seal: 50 mm 	200 x 200	1.6	2810.00.00
Nominal width: ND 70/ND 100, Standard*					
		<ul style="list-style-type: none"> ■ Without lateral inlet ■ Water seal: 50 mm 	200 x 310	1.6	2700.05.00
		<ul style="list-style-type: none"> ■ With lateral inlet ■ Water seal: 50 mm 	200 x 350	1.6	2700.00.00

*Certified to EN 1253-1

Order data, top sections for sanitary gullies

Product	Dimensioned drawing	Version	Height adjustability [mm]	Description	Art. no.
Standard configuration					
		<ul style="list-style-type: none"> ■ Frame □ Stainless steel □ 149 x 149 mm 	18 – 135	<ul style="list-style-type: none"> ■ For design gratings ■ Grating size: 140 x 140 mm ■ Lockable ■ Loosely inserted 	5141.43.00
		<ul style="list-style-type: none"> ■ Frame □ Stainless steel □ Ø: 136 mm 	8 – 135	<ul style="list-style-type: none"> ■ For circular design gratings ■ Grating diameter: Ø 127 mm ■ Loosely inserted 	5141.46.00
		<ul style="list-style-type: none"> ■ Frame □ Stainless steel □ 149 x 149 mm 	26 – 135	<ul style="list-style-type: none"> ■ For design gratings made from glass ■ Loosely inserted ■ Surrounding inlet slot 6 mm 	5141.38.00
		<ul style="list-style-type: none"> ■ Frame □ Stainless steel □ 149 x 149 mm ■ Internal size: 121 x 121 mm 	26 – 135	<ul style="list-style-type: none"> ■ For choice of surface ■ With stainless steel frame ■ Surrounding inlet slot 6 mm ■ Eroded ■ Depth 11.5 mm 	5141.24.00

Order data, top sections for sanitary gullies

Product	Dimensioned drawing	Version	Height adjustability [mm]	Description	Art. no.
Standard configuration					
		<ul style="list-style-type: none"> ■ Frame <ul style="list-style-type: none"> □ Stainless steel □ 149 x 149 mm ■ Slot grating <ul style="list-style-type: none"> □ Stainless steel □ 140 x 140 mm □ K 3 	18 – 135	<ul style="list-style-type: none"> ■ Loosely inserted ■ Lockable 	5141.22.00 5141.23.00
		<ul style="list-style-type: none"> ■ Frame <ul style="list-style-type: none"> □ Stainless steel □ Ø: 136 mm ■ Slot grating <ul style="list-style-type: none"> □ Stainless steel □ Ø: 127 mm □ K 3 	8 – 135	■ Loosely inserted	5141.25.00
For compound sealing					
		<ul style="list-style-type: none"> ■ Frame <ul style="list-style-type: none"> □ Stainless steel □ 149 x 149 mm 	36 – 135	<ul style="list-style-type: none"> ■ For design gratings ■ Lockable ■ Loosely inserted ■ Grating size: 140 x 140 mm 	5141.48.00
		<ul style="list-style-type: none"> ■ Frame <ul style="list-style-type: none"> □ Stainless steel □ Ø: 136 mm 	36 – 135	<ul style="list-style-type: none"> ■ For circular designer gratings ■ Loosely inserted ■ Grating diameter: Ø 127 mm 	5141.42.00

Product	Dimensioned drawing	Version	Height adjustability [mm]	Description	Art. no.
		<ul style="list-style-type: none"> ■ Frame □ Stainless steel □ 149 x 149 mm 	36 – 135	<ul style="list-style-type: none"> ■ For glass cover ■ Surrounding inlet slot: 6 mm 	5141.37.00
		<ul style="list-style-type: none"> ■ Frame □ Stainless steel □ 149 x 149 mm □ Internal size: 121 x 121 mm □ Eroded 	36 – 135	<ul style="list-style-type: none"> ■ For choice of surface ■ Surrounding inlet slot: 6 mm ■ Depth: 11.5 mm 	5141.31.00
		<ul style="list-style-type: none"> ■ Frame □ Stainless steel □ 149 x 149 mm 	36 – 135	<ul style="list-style-type: none"> ■ Loosely inserted 	5141.29.00
		<ul style="list-style-type: none"> ■ Slot grating □ Stainless steel □ K 3 	36 – 135	<ul style="list-style-type: none"> ■ Lockable 	5141.30.00
		<ul style="list-style-type: none"> ■ Frame □ Stainless steel □ Ø: 136 mm 	36 – 135	<ul style="list-style-type: none"> ■ Loosely inserted 	5141.32.00

Order data, design gratings made from stainless steel

Design gratings
square

- Grating: 140 x 140 mm
- Frame: 149 x 149 mm
- Load class: K3

Design gratings
round

- Grating: ø126 mm
- Frame: ø136 mm
- Load class: K3

Wave



Description	Lockable	Loosely inserted	Loosely inserted
Art. no.	5141.21.28	5141.08.28	5141.25.28

Quadrato



Description	Lockable	Loosely inserted	Loosely inserted
Art. no.	5141.21.22	5141.08.22	5141.25.22

Mix



Description	Lockable	Loosely inserted	Loosely inserted
Art. no.	5141.21.30	5141.20.30	5141.25.30

Order data, design covers made from glass

Design gratings
square


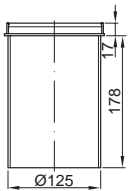

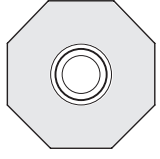

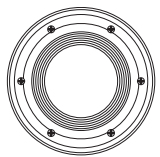

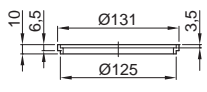


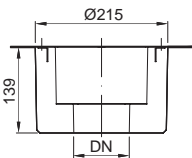
- Grating: 127.5 x 127.5 mm
- Frame: 130 x 130 mm
- Load class: K3

Design cover



Description	Black	White	Grey
Art. no.	5141.38.01	5141.38.02	5141.38.03

Order data, accessories

Product	Dimensional drawing	Designation	Suitable for	Description	Art. no.
		Extension	<ul style="list-style-type: none"> ■ All sanitary gullies Easyflow ■ Top sections ■ Socket diameter: 125 mm 	<ul style="list-style-type: none"> ■ Made from plastic ■ Suitable for accommodating plastic top sections and clamping flanges ■ With lip seal ■ For deeper installation of bath gullies 	2040.00.00
		Thin bed flange	<ul style="list-style-type: none"> ■ All sanitary gullies EasyFlow top sections with socket diameter: 125 mm 	<ul style="list-style-type: none"> ■ Plastic flange with sprayed-on fleece ■ Suitable for accommodating liquid sealants added on site using thin bed process 	2040.00.01
		Press seal flange	<ul style="list-style-type: none"> ■ All sanitary gullies Easyflow 	<ul style="list-style-type: none"> ■ Plastic flange ■ Loose flange made from stainless steel ■ Suitable for accommodating layer sealing foil added on site for point drainage 	2040.00.02
		Top section made of plastic	<ul style="list-style-type: none"> ■ Top section made of plastic □ 5141.29.00 – 5141.32.00 □ 5141.42.00 □ 5141.48.00 	<ul style="list-style-type: none"> ■ Plastic ■ For height adjustment □ First ring: 11 mm □ For each further ring: 6 mm 	5141.30.15
		Hair strainer	<ul style="list-style-type: none"> ■ Top sections □ 5141.22.xx □ 5141.23.xx □ 5141.29.xx □ 5141.30.xx 	<ul style="list-style-type: none"> ■ Made from plastic 	5141.00.19
		Fit-in installation kit	<ul style="list-style-type: none"> ■ Sanitary gullies Easyflow ■ Socket inclination: 90° 	<ul style="list-style-type: none"> ■ Not inflammable according to building material class A1 ■ For installation without mortar in core bores: 225 mm ■ With/without fire protection kit ■ Fit-in dimensions □ Ø: 215 mm □ Height: 139 mm 	9390.08.40 9390.08.41 9390.08.42

Product	Dimensional drawing	Designation	Suitable for	Description	Art. no.
		Fire protection kit	<ul style="list-style-type: none"> ■ Sanitary gullies Easyflow □ ND 50 □ Socket inclination: 90° 	<ul style="list-style-type: none"> ■ Fire and smoke trap for retrofittable fire protection of gully bodies Easyflow ■ Water seal: 50 mm 	2520.00.00
		Fire protection kit	<ul style="list-style-type: none"> ■ Sanitary gullies Easyflow □ ND 70 □ Socket inclination: 90° 	<ul style="list-style-type: none"> ■ Fire and smoke trap for retrofittable fire protection of gully bodies Easyflow ■ Water seal: 50 mm 	2720.00.00
		Fire protection kit	<ul style="list-style-type: none"> ■ Sanitary gullies Easyflow □ ND 100 □ Socket inclination: 90° 	<ul style="list-style-type: none"> ■ Fire and smoke trap for retrofittable fire protection of gully bodies Easyflow ■ Water seal: 50 mm 	2820.00.00
		Foul air trap	<ul style="list-style-type: none"> ■ Sanitary gullies Easyflow Flatline □ ND 50 	<ul style="list-style-type: none"> ■ Prevents unpleasant smells from the sewage system ■ Water seal: 30 mm 	2000.00.05
		Foul air trap	<ul style="list-style-type: none"> ■ Sanitary gullies Easyflow □ ND 50 	<ul style="list-style-type: none"> ■ Prevents unpleasant smells from the sewage system ■ Water seal: 50 mm 	2000.00.06
		Foul air trap	<ul style="list-style-type: none"> ■ Sanitary gullies Easyflow □ ND 70 □ ND 100 	<ul style="list-style-type: none"> ■ Prevents unpleasant smells from the sewage system ■ Water seal: 50 mm 	2000.00.07



Add here your local address

**ACO. creating
the future of drainage**

