





Entrance & Lobby



Entrance & Lobby

There's only one chance to make a great first impression. The entrance of the hotel is an introduction to the complete guest experience. It is usually the busiest area of the building, where aesthetics and easy maintenance are crucial. Systems that support the easy maintenance and trouble-free hotel routines should be integrated in the area without interrupting the design concept of the lobby.



Aesthetics

Each detail in the lobby area can be the business card for the hotel. It may be a luxurious hotel with a spacious entrance or a cozy family hotel – it is this area that first welcomes the guests. Therefore, the complete interior design with all integrated elements should be in harmony with the style and identity of the hotel. Special focus should be put on the surface to allow barrier-free and unobtrusive movement.

Maintenance

Operational cost of the hotel can be significantly optimized if maintenance is taken into consideration during the design phase. The busy area at the hotel entrance requires easy and effective cleaning with correct design of designated areas that limit dirt and dust entering the building from the outside. Easy access to utility systems is needed without disturbing the visual appearance.

Durability

Maintenance and renovation works affect the operations in the hotel and particularly the entrance is a sensitive spot that cannot be easily closed or exchanged. All systems and materials in the interior area have to provide long-lasting functionality and a visually pleasing appearance. Therefore, special attention needs to be paid to high-quality materials and careful selection of elements.



European norms and regulations




- EN1253 - Gullies for buildings.
- EN1433 - Drainage channels for vehicular and pedestrian areas.





Freedom of design and tailor made solutions



-  ■ Zone 1 - Coarse dirt
-  ■ Zone 2 - Fine dirt and moisture
-  ■ Zone 3 - Remaining fine dirt and moisture



Our years of working side-by-side with architects, investors and facility managers help us see the hotel project through their eyes and easily recognize the most important issues that need to be addressed during the planning phase. To meet the needs of each different project we provide freedom of design and delivery tailor made solutions that fit the specific requirements. In order to keep the interior floors and surfaces beautiful, clean and free of obstacles for free movement, the area needs to be carefully planned.

Designing designated areas to keep dirt from the outside and fine dust entering the inside of the building can optimize cleaning costs up to 90%. It is recommended to have 3 segments of the shoe scrapers – exterior part for bigger dirt particles, a segment within the spinning door and interior part for fine dust. The features of the doormat system are calculated by the expected number of people entering the building. Our offer includes a variety of professional shoe

scrapers that meet all requirements for design, traffic and load resistance, size and shape. The doormats are framed to the floor which prevents unnecessary movement and slipping and at the same time providing an even surface for smooth movements. In addition to that the high quality stainless steel profile of the shoe scraper can be personalized with the hotel brand or navigation text.

Complex communication and utility services within the hotel building often require access points for maintenance and revision to be placed in floor boxes or under the surface. As final component of those points the access cover can be easily integrated into the overall design concept of any sophisticated or individual building objects. Due to the selectable covering, installed in the lid of the cover – the solution is an ideal adaptation to the existing flooring available. Our range of access covers offers a wide choice of materials, solutions for different load classes and application requirements.



ACO System solutions for Entrance & Lobby



ACO Mats



ACO Uniface cover



Roof Terrace & Facade
 Kitchen
 Bathroom
 Entrance & Lobby
 Spa & Pool
 Basement
 Parking
 Garden&Landscaping

ACO Mats

Entrance matting systems

Product overview

ACO offer aesthetically pleasing solutions in many functional variations. They will keep your entrance clean by eliminating dust and fine dirt and protect your expensive flooring. The shoe scraper mats are framed to stop them slipping and are installed flush with the floor surface, so level access to the entrance area is easy to achieve. ACO shoe scraper systems are available in individual dimensions to meet the requirements of a huge range of installation situations.

- System of solutions for all three zones of application
- Flawless functionality
- Freedom of design in shapes and layouts
- Customized appearance
- Variety of sizes and profiles for different traffic intensity
- Sophisticated details, including high quality stainless steel profile that can be customized with you hotel brand or navigation text or integrated LED lights





Roof Terrace & Facade
 Kitchen
 Bathroom
 Entrance & Lobby
 Spa & Pool
 Basement
 Parking
 Garden&Landscaping

ACO Uniface cover

Indoor access covers

Product overview


Hotels buildings need to meet special design expectations and often set a new standard for aesthetics and visual appearance. Surfaces are often design highlights. ACO Access covers provide freedom for planners without practical limitations. Recessed access covers are suitable for a thin floor surfaces in thickness up to 15 mm. The cover must be filled-up with concrete of required quality (C35/45) in order to achieve declared load capacity.

ACO Access Covers can be flexibly installed into any interior or exterior areas. Their installation and handling, as well as their maintenance and cleaning, are easy.

A wide range of standard types with many options, tailor made production and the possibility of using various floor surfaces make an ACO Access Cover look like an inconspicuous chameleon smartly merging into its background while retaining its full functionality and safety.

- Excellent optic aesthetics
- Meets declared load class up to M125
- Corrosion resistant alloy
- Precision thanks to crimping (mechanical fixing)
- 2+1 sealing – water/odour tight+sand/ dust tight
- Easy opening – prevents blockage
- Easy installation – positioning of the cover in frame
- Tiny tolerances, perfect fit
- Very small corner parts (30x30 mm)
- Brass nut to prevent blockage
- Reinforcement in optimal position

ACO Uniface Smart



ACO Uniface Shallow

